

NCTSN InForm Reports

NCTSN Data and Evaluation Team
May 27, 2008

NCTSN

The National Child
Traumatic Stress Network

NCTSN InForm Report Overview

The NCTSN InForm reports have been enhanced and many new reports have been created based on the feedback we've received from NCTSN Core Data Set participants!

The objectives of this training session are to:

- Describe the new and revised reports
- Discuss the utility of the reports

Requirements for Accessing the InForm Reports

InForm **User ID** and **Password** for the PRODUCTION system

For clinical reports, you'll also need to know the identifier for the patient whose report you want to generate.

Accessing the InForm Reports

- Log into the InForm production system (not available in the Training Database)
- Click the **'REPORTS'** button on the left side of the screen

The screenshot shows the NCTSN InForm production system interface. On the left sidebar, the 'Reports' button is circled in red. The main content area displays the NCTSN logo and a welcome message for the Core Data Set Production Environment. The text on the page includes:

Welcome to the NCTSN Core Data Set Production Environment

The Core Data Set is an essential Network-wide effort building a foundation of evidence on the children and families we are serving, the range of traumas experienced by youth, the types of treatments being provided, and the outcomes of these treatments. The purpose of this website is to assist centers with gathering and reporting data that supports the NCTSN in meeting its mission:

"To raise the standard of care and improve access to services for traumatized children, their families and communities throughout the United States."

Data, integrated within the clinical work and leadership of the NCTSN Centers, will help us reach this objective.

The Data and Evaluation Team greatly appreciates your willingness to participate in this initiative. Contact information for the Data and Evaluation Team and additional information on the Core Data Set and other NCTSN data collection efforts can be found on the NCTSN Members website, WWW.NCTSNET.ORG.

InForm Customer Support

For questions about or assistance with the InForm system, please contact the **EDC Site Support Help Desk** at 1-866-999-DCRI (3274) OR send an email message to EDC_Site_Support_Help_Desk@nctsn.org.

Accessing the InForm Reports

Open one of the four report folders

- DCRI Laser Data Status Reports
- DCRI Laser Data Exception Reports
- Assessment Scoring, Trauma Timeline and Clinical Summary Reports
- Core Data Set Administrative Reports

Select a report

Define the parameters requested

Select 'Finish'

NCTSN InForm Report Overview

Three groups of reports:

- **Assessment Scoring, Clinical Summary & Trauma Timeline**
- **Core Data Set Administrative Reports**
- **Laser Reports**

NCTSN InForm Report Overview

Assessment Scoring, Clinical Summary & Trauma Timeline

- Revised to improve clinical utility
- Now include graphs and contextual information to help clinicians interpret the scores and apply them in the clinical setting

Target Audience: Clinicians and other care providers

NCTSN InForm Report Overview

Core Data Set Administrative Reports

- Provide support to those in program administration
- Provide descriptive metrics & listings that meet specified parameters (i.e., counts of patients in each age group or ethnic group, number of complete CDS forms)

Target Audience: Program coordinators, administrators and evaluators

NCTSN InForm Report Overview

Laser Reports

- Provide information about the data each center has entered into InForm
- Data Status reports provide information such as the number of queries that are open, closed or answered
- Data Exception reports provide information such as the number of forms completed, lists of people who have access to InForm

Target Audience: Program coordinators, administrators and evaluators

Report Tour: Clinical Reports

Assessment Scoring Reports, Clinical Summary, Trauma Timeline Reports

- CBCL Letter
- CBCL Graph
- PTSD-RI Scoring Report
- TSCC-A Scoring Report
- Clinical Summary Report
- Trauma Timeline Report

NCTSN CBCL Letter

NCTSN CBCL Scoring Report



Gender: Female

Visit Date: Sep 21, 2004

Results of Child Behavior Checklist

The Child Behavior Checklist (CBCL; 100 items) measures symptoms across a broad range of emotional and behavioral areas in order to identify/screen children and adolescents for psychiatric difficulties. The CBCL is completed by an adult caregiver who reports on the child's functioning.

Clinical Range

The child's symptoms on the following scales are rated as clinically significant, compared to other children their age: Externalizing Behavior, Aggressive Behavior, Attention Problems, Sleep Problems,

These areas will likely be a focus of treatment. Exact scores are in the table below.

Borderline Clinical Range

The child's symptoms on the following scales are rated as borderline clinically significant, compared to other children their age: Emotionally Reactive,

These areas may also be a focus of treatment, and should be monitored. Exact scores are in the table below.

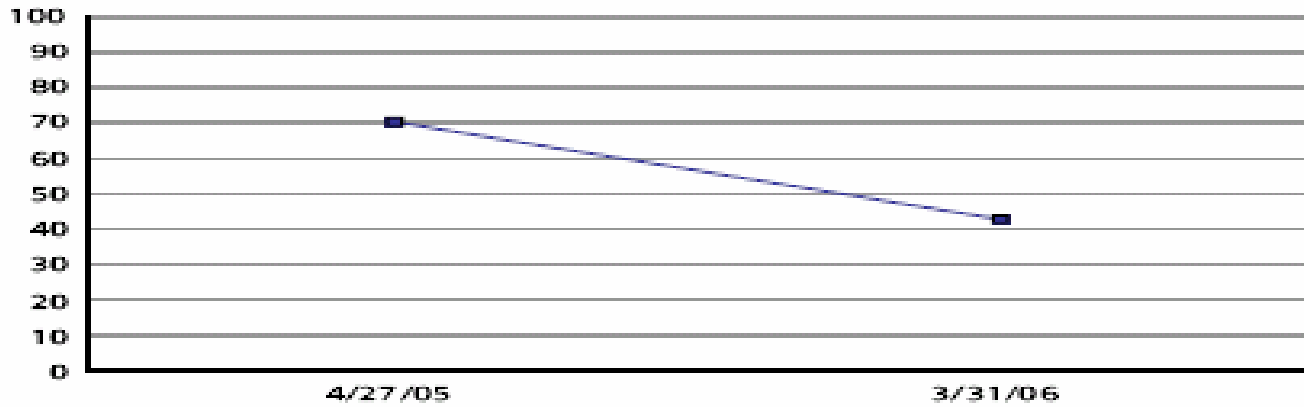
CBCL Scores by Category

Category	T-Score	Percentile	Significance
Internalizing Problems Score	59	81	Normal
Anxious/Depressed	50	<=50	Normal
Withdrawn	60	84	Normal
Withdrawn/Depressed			Not applicable
Somatic Complaints	58	79	Normal
Externalizing Problems Score	74	>97	Clinical
Rule-Breaking Behavior			Not applicable
Aggressive Behavior	75	>97	Clinical
Social Problems			Not applicable
Thought Problems			Not applicable
Attention Problems	70	>97	Clinical
Sleep Problems	88	>97	Clinical
Emotionally Reactive	67	96	Borderline
Total Problems Score	69	97	Clinical

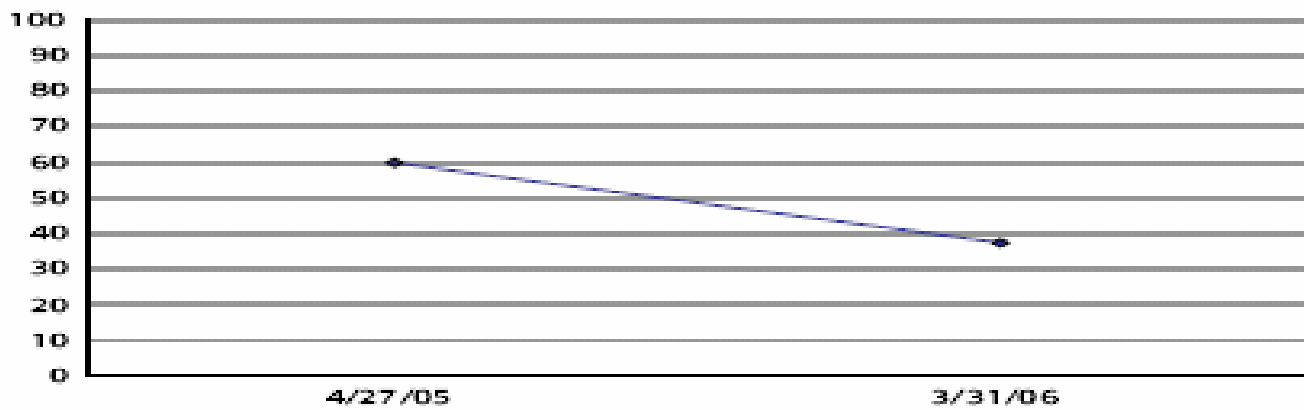
NCTSN CBCL All Visit Graph



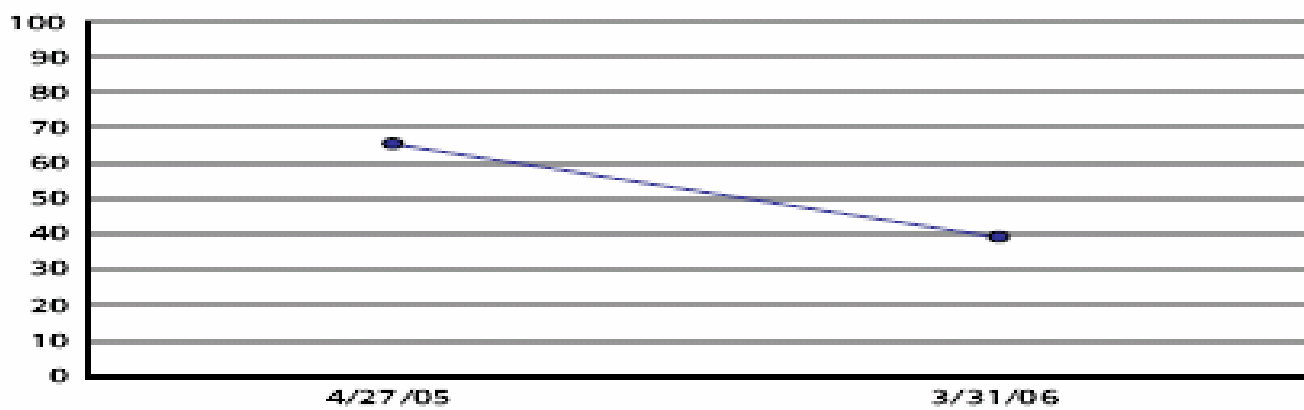
Internalizing Behavior T-Score



Externalizing Behavior T-Score



Total Score T-Score



NCTSN PTSD-RI Scoring Report

NCTSN PTSD-RI Scoring Report

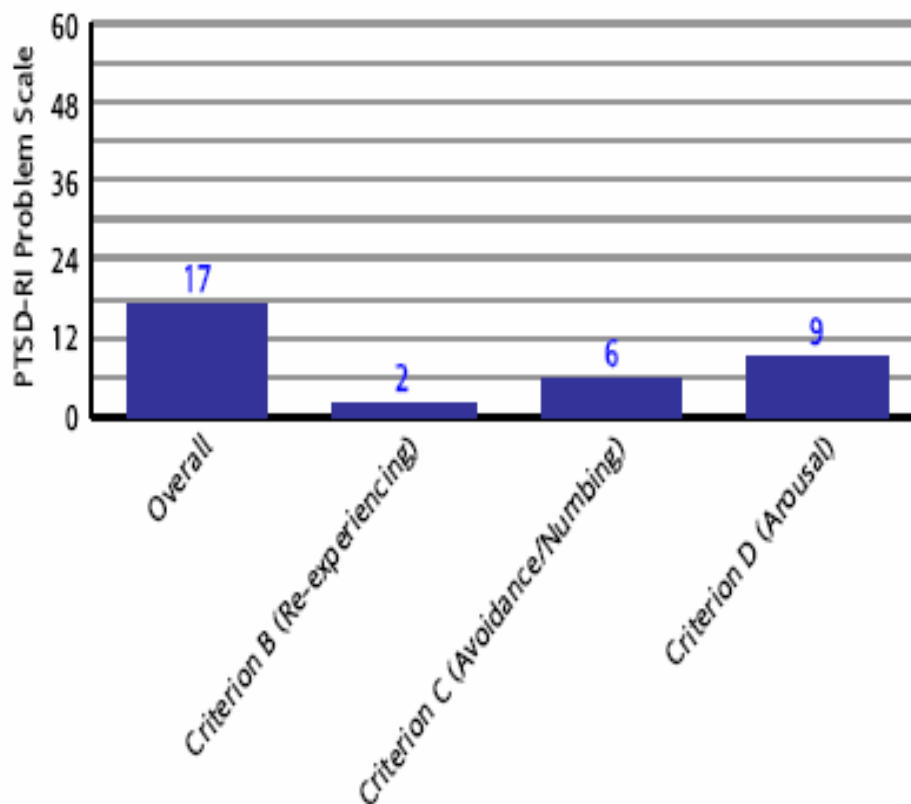
Visit Date: Feb 13, 2007

Results of UCLA Posttraumatic Stress Disorder Reaction Index

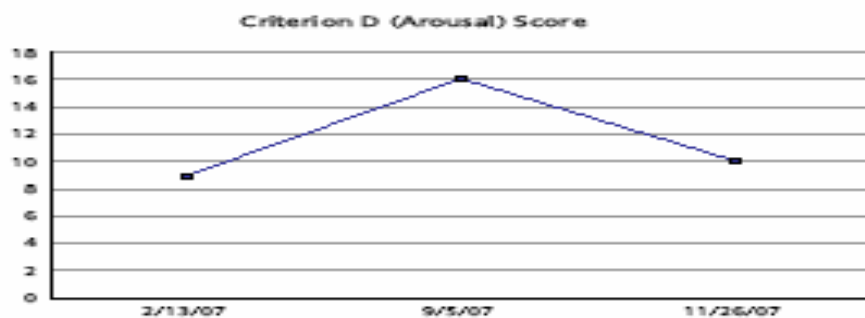
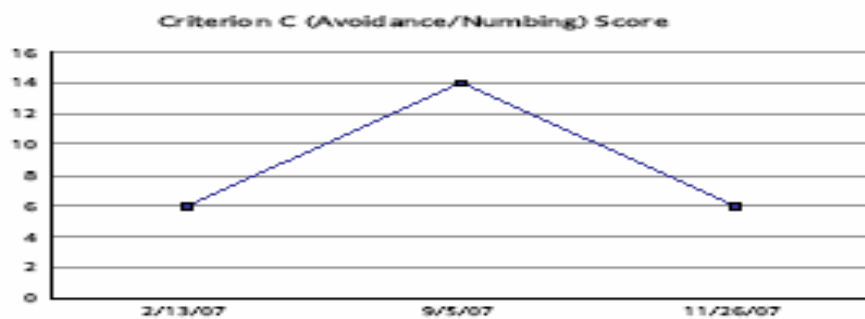
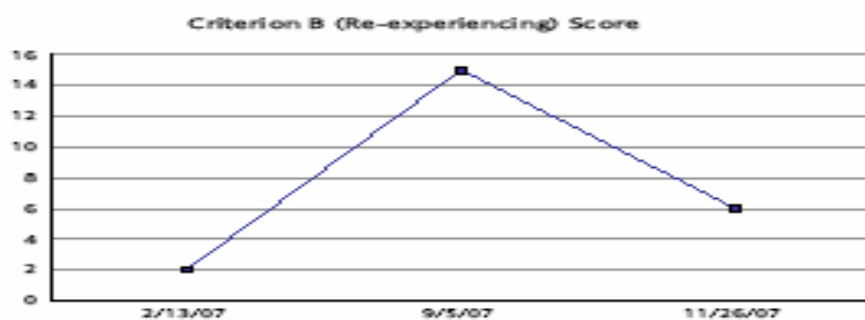
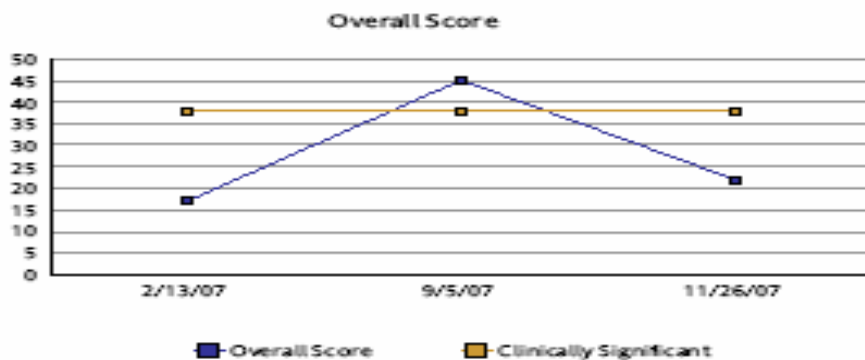
The UCLA Posttraumatic Stress Disorder Reaction Index (PTSD-RI) measures the child's experience of PTSD symptoms. This measure assesses both objective and subjective features of trauma exposure (44 items) as well as the frequency with which the child experiences PTS symptoms (22 items). This measure provides some guidance on whether a child is likely to meet full or partial criteria for a diagnosis of PTSD.

Category	Score	Meets Criteria(yes/no)
Overall	17	NO
Criterion B (Re-experiencing)	2	YES
Criterion C (Avoidance/Numbing)	6	NO
Criterion D (Arousal)	9	YES

Score



NCTSN PTSD-RI Scoring Report



NCTSN TSCC-A Scoring Report

NCTSN Trauma Symptom Checklist for Children-Alternate Scoring Report

Visit Date: Aug 8, 2005

Results of Trauma Symptom Checklist for Children-Alternate

The Trauma Symptom Checklist for Children-Alternate (TSCC-A; 44 items) measures posttraumatic distress and associated symptoms. The TSCC-A is completed by the child. The TSCC-A includes two validity scales that tap the child's style of answering questions: Does the child have a tendency to either underreport or deny any and all symptoms or does the child have a tendency to overrespond to symptoms. The child's report on the symptom subscales should be considered in the context of these validity scale scores.

The TSCC-A also includes 2 dissociation subscales. The Overt Dissociation Scale assesses typical symptoms of dissociation (e.g., mind going blank, numbing, memory problems). The Fantasy Scale assesses the child's dissociation via role playing (e.g., pretending to be someone else or somewhere else) or daydreaming.

Validity Scales

This child's score on the Underresponse scale is in the Normal range and their score on the Hyperresponse scale is in the Normal range.

Clinical Range

The child's symptoms are the following scales are rated as clinically significant, compared to other children their age: Anxiety, Anxiety. These areas will likely be a focus of treatment. Exact scores are in the table below.

Critical items are included on the TSCC-A. Endorsement levels for these items are listed below:

Potential for self-harm: Never
Suicidality: Never
Desire to harm others: Never
Involvement in fights: Never
Fears of men: Sometimes
Fears of women: Never
Fears of being killed: Sometimes

TSCC-A Scores by Category

Category	T-Score	Significance
Validity Scales		
Underresponse (UND)	57	Normal
Hyperresponse (HYP)	47	Normal
Clinical Scales		
Anxiety (ANX)	66	Clinically significant
Depression (DEP)	41	Normal
Anger (ANG)	34	Normal
Posttraumatic Stress (PTS)	58	Borderline
Dissociation (DIS)	55	Borderline
Overt Dissociation (DIS-O)	59	Borderline
Fantasy (DIS-F)	47	Normal

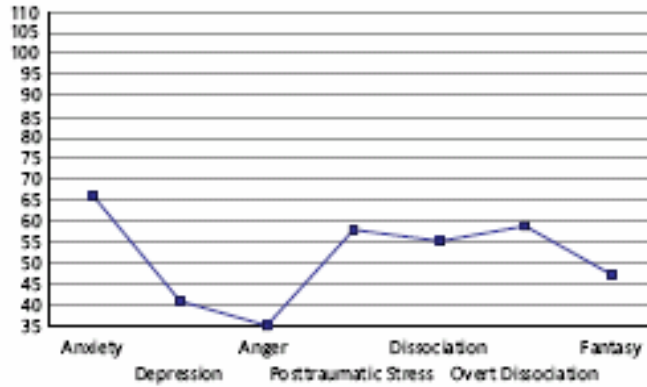
NCTSN TSCC-A Scoring Report

NCTSN Trauma Symptom Checklist for Children-Alternate Scoring Report

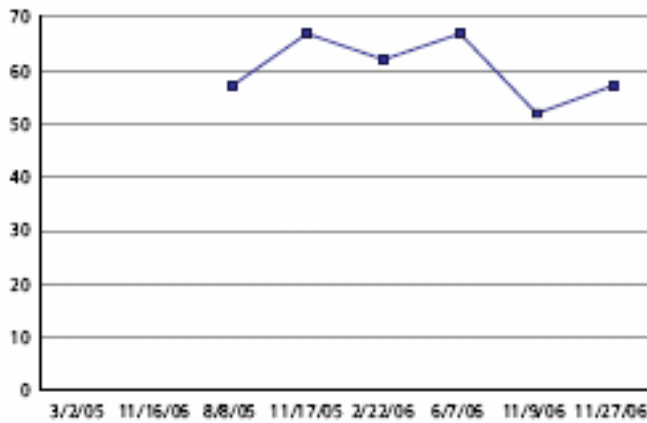
Web Date: Aug 8, 2015



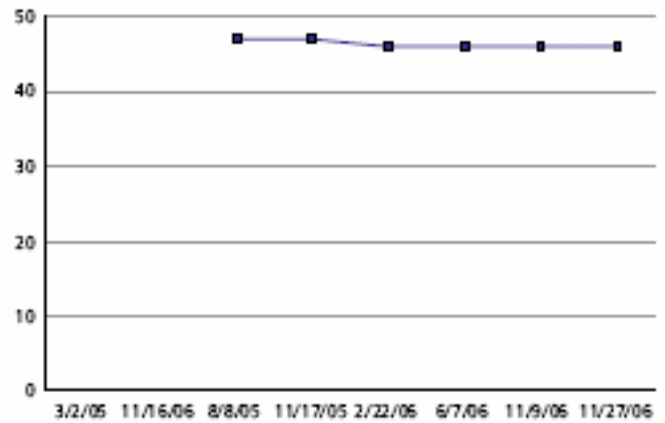
T-Score



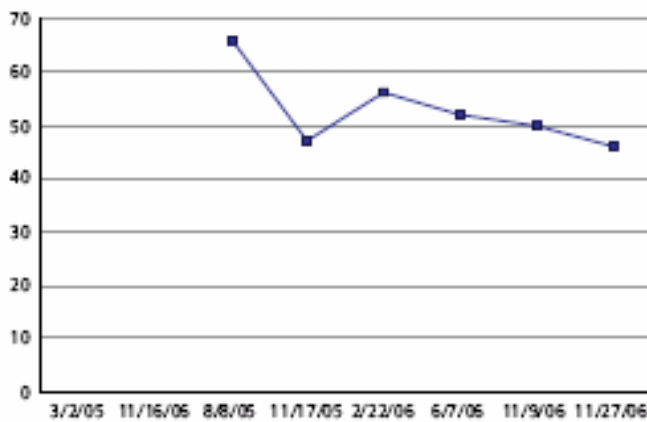
Underrresponsive T-Score



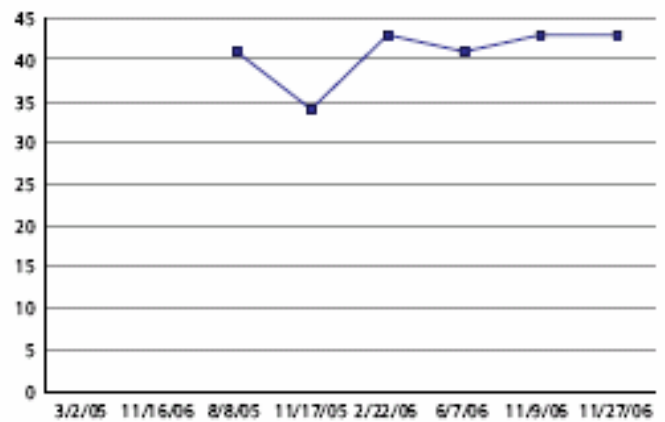
Hyperresponsive T-Score



Anxiety T-Score

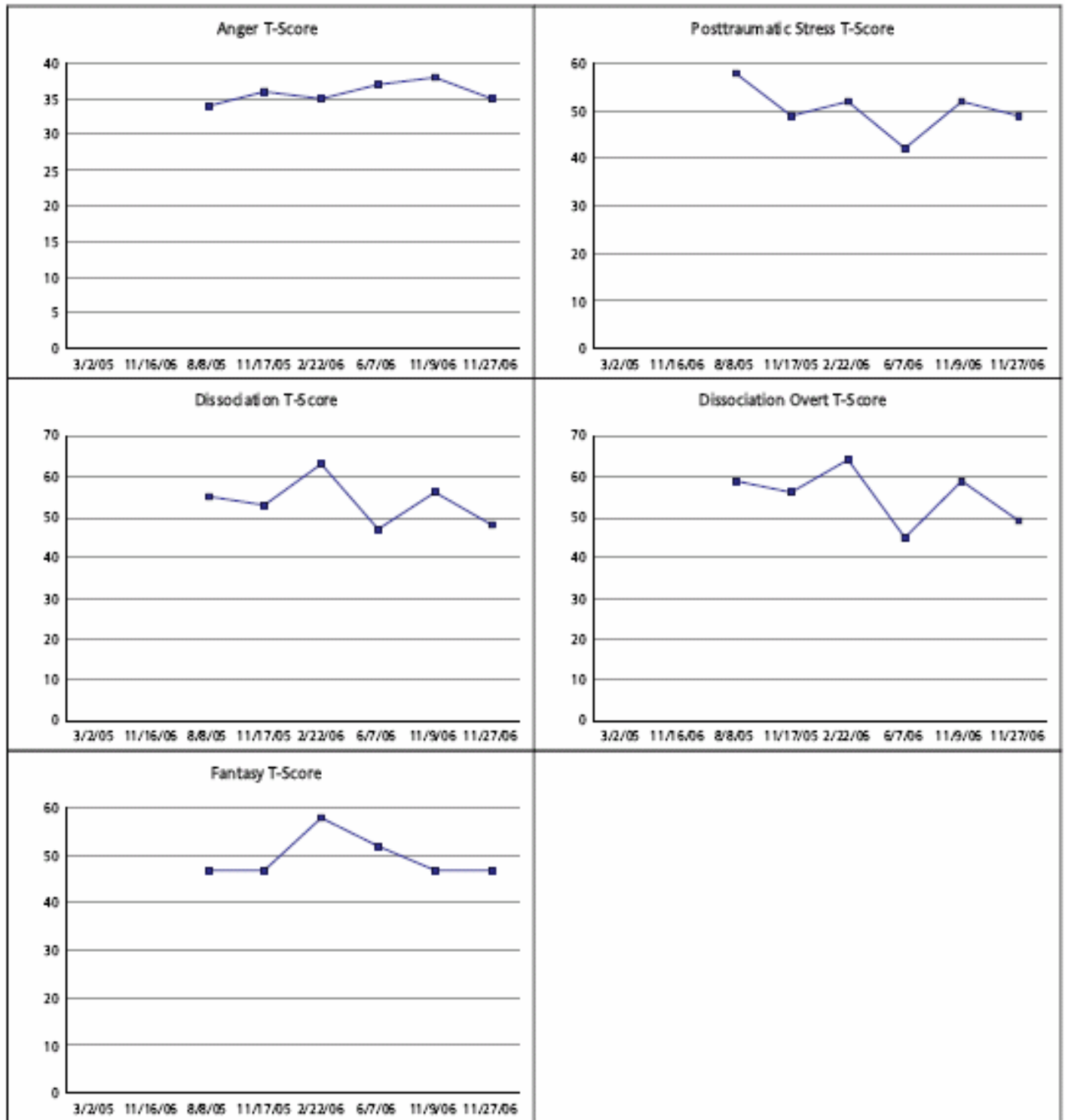


Depression T-Score



NCTSN TSCC-A Scoring Report

NCTSN Trauma System Checklist for Children-Alternate Scoring Report



NCTSN Trauma Timeline Report

Today's Date: May 23, 2008

NCTSN Trauma Timeline Report

The NCTSN Trauma Timeline Report summarizes the traumatic events experienced by this child or adolescent and the ages at which these events were experienced. Salient details of each traumatic experience are also summarized.

<u>Trauma Timeline</u>		Age																			last update: Mar 24, 2005	
TRAUMA_TYPE		0	1	2	3	4	5	6	7	8	9	10	11	12	13	14	15	16	17	18	UNK	
Domestic Violence																						
Impaired Caregiver																						
Physical Maltreatment/Abuse																						
Sexual Assault																						
Traumatic loss or bereavement																						
War/Terrorism/Political violence inside the U.S.																						

Salient Trauma Details

Sexual Assault-Rape	Frequency - Repeated exposure Type(s) of experience - Experienced Setting(s) of the experience - Home Perpetrator(s) - Other youth Was a report filed? - Yes
Physical Maltreatment-Abuse	Frequency - Repeated exposure Type(s) of experience - Experienced Type(s) of experience - Witnessed Setting(s) of the experience - Home Perpetrator(s) - Parent Serious injury inflicted? - Child (self) Was a report filed? - Yes
Domestic Violence	Frequency - Repeated exposure Type(s) of experience - Witnessed Setting(s) of the experience - Home Perpetrator(s) - Parent Serious injury inflicted? - Parent Was a report filed? - Yes
War-Terrorism-Political Violence inside U.S.	Frequency - One-time event Type(s) of experience - Vicarious Type of weapons used - Conventional (e.g., shootings, bombings, 9-11, Oklahoma City)
Traumatic Loss or Bereavement	Frequency - Repeated exposure Type(s) of experience - Experienced People lost - Parent People lost - Other adult relative

NCTSN TSCC-A Scoring Report

NCTSN Trauma Timeline Report

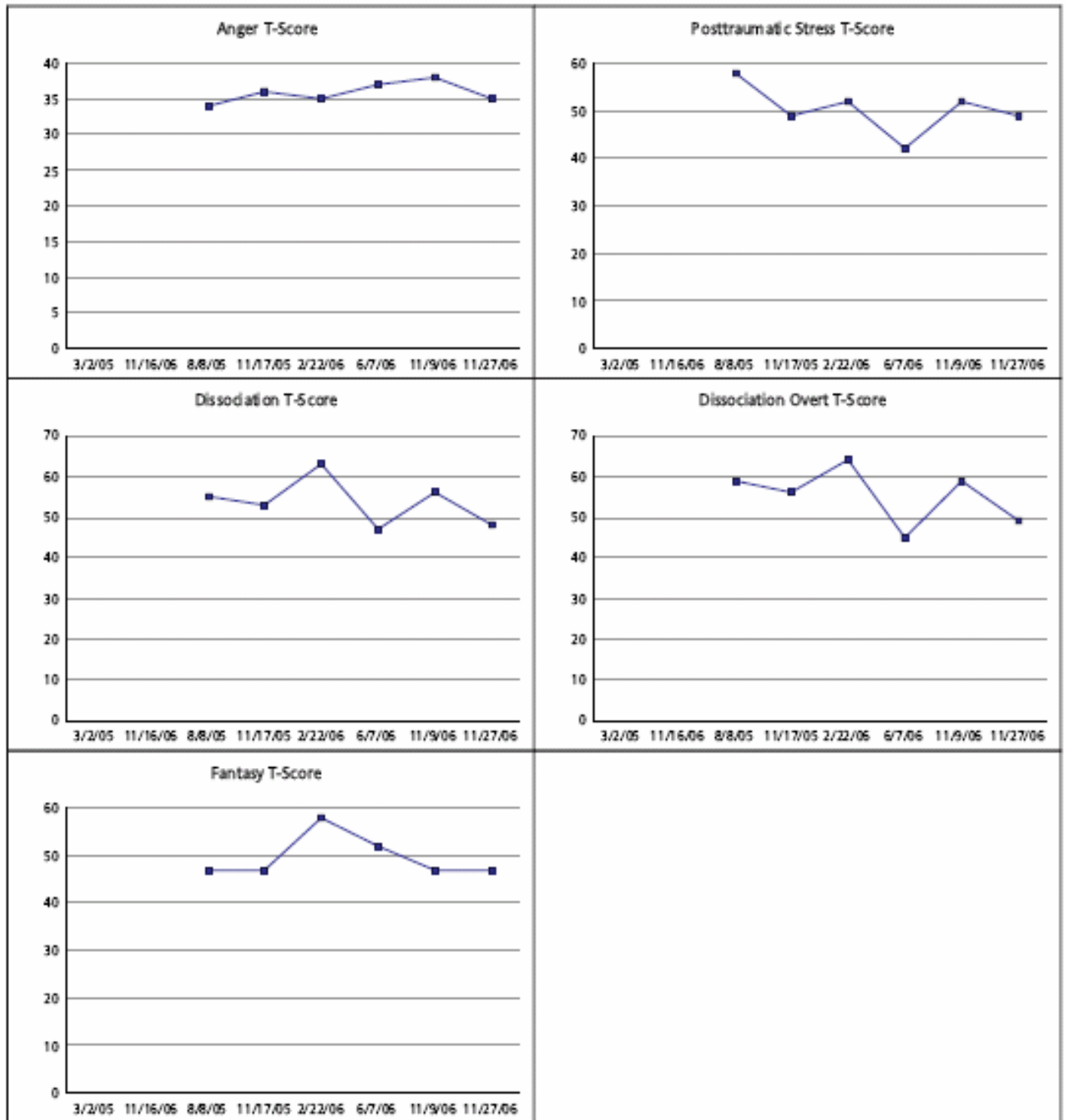
The NCTSN Trauma Timeline Report summarizes the traumatic events experienced by this child or adolescent and the ages at which these events were experienced. Salient details of each traumatic experience are also summarized.

Salient Trauma Details - continued

Impaired Caregiver	Frequency - Repeated exposure Type(s) of experience - Experienced Type(s) of experience - Witnessed Impaired caregiver(s) - Parent Impairment was due to - Caregiver drug use-abuse-addiction
--------------------	---

NCTSN TSCC-A Scoring Report

NCTSN Trauma Symptom Checklist for Children - Alternate Scoring Report



NCTSN Clinical Summary Report

NCTSN Clinical Summary Report



Visit: Baseline1

Date of Visit: Feb 7, 2006

Gender: Male

Current Primary Residence: With relatives or other family

Indicators of Severity

For Indicators of Severity, response options include: 1) not a problem; 2) somewhat/sometimes a problem; 3) very much or often a problem; and 4) unknown.

For this child, the following problems indicate symptom severity:

Symptom	Severity
Behavior problems at home or community (e.g., Violent or aggressive behavior; breaking rules, fighting, destroying property, or other dangerous or illegal behavior)	Very much/often a problem
Other self-injurious behaviors (e.g., Cutting him/herself, pulling out his/her own hair)	Very much/often a problem
Academic problems(e.g., Problems with school work or grades)	Somewhat/sometimes a problem
Suicidality (e.g., Thinking about killing himself/herself or attempting to do so)	Somewhat/sometimes a problem

Clinical Evaluation

Problem/symptom/disorder currently displayed by the child:

Primary Problem: Depression

Other Problems:

Depression	<i>Definite</i>
Post traumatic stress disorder	<i>Probable</i>
Generalized anxiety	<i>Probable</i>
Phobic disorder	<i>Probable</i>
Oppositional defiant disorder	<i>Probable</i>
Attention deficit hyperactivity disorder	<i>Probable</i>
Suicidality	<i>Probable</i>
Sleep disorder	<i>Probable</i>

Services Rendered

Outpatient therapy (From psychologist, social worker, therapist, or other counselor)

Outpatient treatment from a psychiatrist

Child Welfare or Department of Social Services (Include any types of contact)

Utility of Clinical Reports

- Provides a structure for conducting assessments
 - Complements (doesn't replace) clinical interview
- Provides quick, free scoring of standardized assessments
- “Real time” reports from collected information
 - These reports can be used to guide treatment planning, explain issues to parents, assess progress during treatment
 - Family engagement
 - Therapeutic enthusiasm
 - Increases clinical skill experience
- Strong and convincing data to use with teachers, courts, others who may be involved in child's life/treatment
- Can help to determine when a client is 'done'

Report Tour: Core Data Set Administrative Reports

- Baseline Visit Listing
- Baseline Demographic Report
- Health Care Provider
- Trial Summary
- Center Data Status Report
- Cross Site/MACRO Baseline and Follow-up
- Follow-up Visit Type
- Follow-up End of Treatment Reason Count
- Follow-up Counts by Age
- General Trauma Information Report
- Multiple Trauma Children

Baseline Visit Listing

	A	B	C	D	E	F
	CenterID	Subjno	Gender	DOB	Date of Visit	Age at visit
1						
2	0000-00	0000-00-00002	Male	Dec 4, 1996	Jan 7, 2005	8.0 years (tenths)
3		0000-00-00003	Male	Jun 14, 1999	Jan 7, 2005	5.5 years
4		0000-00-00004	Female	Dec 3, 1992	Jan 13, 2005	12.1
5		0000-00-00005	Female	Jan 26, 1995	Jan 18, 2005	9.9 years
6		0000-00-00006	Male	May 31, 2002	Jan 7, 2005	2.6 years

G	H	I	J	K	L	M	N
Participating in the Macro longitudinal Study	Ethnicity	Asian	Black	Hawaiian/Pacific Islander	Native American	White	Unknown
No	Not Hispanic or Latino					White	
No	Not Hispanic or Latino					White	
	Hispanic or Latino					White	
	Not Hispanic or Latino					White	
No	Not Hispanic or Latino					White	

Baseline Demographic Report

Reporting and Analysis 02. Baseline Demographic Report

Baseline Demog

CenterID	Male	Female	Hispanic	Not Hispanic	Ethnicity Unknown	Ethnicity - Null (Missing value)	Asian	Black	Hawaiian	Native American
0000-00	<u>23</u>	<u>18</u>	<u>0</u>	<u>41</u>	<u>0</u>	<u>0</u>	<u>0</u>	<u>41</u>	<u>0</u>	<u>0</u>
0000-02	<u>263</u>	<u>260</u>	<u>382</u>	<u>123</u>	<u>18</u>	<u>0</u>	<u>5</u>	<u>109</u>	<u>1</u>	<u>4</u>
0000-03	<u>122</u>	<u>130</u>	<u>24</u>	<u>220</u>	<u>8</u>	<u>0</u>	<u>2</u>	<u>68</u>	<u>1</u>	<u>2</u>
0000-05	<u>5</u>	<u>4</u>	<u>2</u>	<u>6</u>	<u>1</u>	<u>0</u>	<u>0</u>	<u>3</u>	<u>0</u>	<u>0</u>
Totals	413	412	408	390	27	0	7	221	2	6

Health Care Provider Report

Health Care Provider

Health Care Provider	Subject	Center	Visit Type	Date of visit
rc	0000-00-00001	0000-00	Follow-up	Oct 16, 2006
A-E	0000-00-00002	0000-00	Baseline	Sep 13, 2007
AE	0000-00-00003	0000-00	Follow-up	Nov 14, 2007
			Follow-up	Jan 8, 2008
			Baseline	Jul 15, 2007
AE/DP			Baseline	Oct 17, 2007
			Baseline	Oct 17, 2007
			Baseline	Oct 19, 2007
BMR			Follow-up	Feb 15, 2007
			Follow-up	Mar 22, 2007
			Follow-up	Feb 8, 2007

Cross Site Study Participant Report

Reporting and Analysis

22. Cross Site / MACRO Baseline and Followup



Baseline MACRO/Follow-up Cross-Site Longitudinal Participant Count

CenterID	Cross Site Participant	Not a Cross Site Participant	Baseline Null (Missing Value)	Unique Patients	MACRO 3mo	MACRO 6mo	MACRO 9mo	MACRO 12mo	Followup MACRO data point null (Missing Value)
0000-00	<u>0</u>	<u>342</u>	<u>181</u>	523	<u>0</u>	<u>3</u>	<u>0</u>	<u>0</u>	<u>88</u>
1111-11	<u>54</u>	<u>105</u>	<u>93</u>	252	<u>34</u>	<u>20</u>	<u>11</u>	<u>4</u>	<u>189</u>
2222-22	<u>0</u>	<u>1</u>	<u>8</u>	9	<u>0</u>	<u>0</u>	<u>0</u>	<u>0</u>	<u>9</u>
Summary	54	448	282	784	34	23	11	4	286

Trial Summary Report

Trial: NCTSN

Summary Report
Core Data Set

Non Inform Site	Center ID:	Baseline Demographic Recs.	Follow up Information Recs.	Follow up Ongoing Treatment Recs.	Average Length of Followup ^{***}	BSLC Recs. [*]	Macro Part. [*]	Insurance Recs.	Dom Environ Detail Records	Clinical Eval Recs.
	2002-00	93	63	16	136	3	0	99	60	96
	2003-00	65	32	6	234	0	0	91	57	71
	2004-00	36	41	15	129	0	9	65	36	58
*	2005-00	501	439	255	245	0	0	496	497	796

Indicator of Severity Recs.	Services Received Recs.	Treatment by NCTSN Center Recs.	CBCL [*]	PTSD [*]	TSCC-A [*]	General Trauma Recs.	Trauma Detail Recs.	End of Treatment	Open Queries	Patient Clean
100	104	34	93	83	62	65	163	30		93
91	91	26	92	16	10	65	151	25		65
64	65	26	40	49	39	33	94	15	4	34
913	363	439	0	627	161	489	799	41	not quantifiable	not quantifiable

Follow-up Visit Type Count

Reporting and Analysis

23. Follow-up Visit Type



Follow-up Visit Type Count

CenterID	Followup Ongoing Treatment	Completed	Re-Opening Case	Null(Missing Value)	Other: Specify	Total Unique Patients
0000-00	<u>30</u>	<u>31</u>	<u>0</u>	<u>0</u>	<u>2</u>	42
1111-11	<u>6</u>	<u>25</u>	<u>0</u>	<u>1</u>	<u>0</u>	32
2222-22	<u>23</u>	<u>15</u>	<u>3</u>	<u>0</u>	<u>0</u>	29
3333-33	<u>5</u>	<u>2</u>	<u>0</u>	<u>0</u>	<u>0</u>	3

Report Tour: Laser Reports

DCRI Laser Status Reports:

- Site Data Status Report
- Subject by Visit Report
- Query Frequency

DCRI Laser Exception Reports:

- Site Exceptions
- Site Exception Details
- Query Details
- Site User Report
- Detailed Site User Report
- Comments by Patient
- Audit Trail by Patient

Site Data Status Report

Reporting and Analysis

2. Site Data Status



NCTSN

Data as of:
02-
Mar-
2008
04:26

Choose Site:

NCTSN DCRI TEST SITE

COUNTRY	Site	# Subjects	# Visits Started	# Visits Complete	% Visits Complete of Started	# Subjects with Open Queries	# Open Queries	# Subjects with Answered Queries	# Answered Queries	# Subjects with Missing Forms	# Missing Forms
United States of America	<u>0000-00</u>	523	1,286	381	29.6%	54	62	20	30	433	1,274
	Summary	523	1,286	381	29.6%	54	62	20	30	433	1,274

Subject	# Visits Started	# Visits Complete	% Visits Complete of Started	# Open Queries	# Answered Queries	# Missing Forms	# Form Re
<u>0000-00-00002</u>	4	4	100.0%	0	0	0	
<u>0000-00-00003</u>	4	3	75.0%	0	0	2	
<u>0000-00-00005</u>	3	2	66.7%	0	1	6	

NCTSN

The National Child
Traumatic Stress Network

Site User Report

Reporting and Analysis

5. Site_Users



Site	Site Name	City	State/Province	Country
0000-00	NCTSN Test Center	Hyde	RI	United States of America

User_Name	Name	Title	Email	Phone	Rights_Group	User_Status
DCRI_CDS	DCRI_CDS DCRI_CDS		warli001@mc.duke.edu		VIEW ONLY	Active
TESTUSER	Test User		testuser@dcri.duke.edu		VIEW ONLY	Active

Query Frequency

A1 ✖ QUERY_CNT						
	A	B	C	D	E	
1	QUERY_CNT	FORMNAME	FORMMNEMONIC	FORMS_ENTERED	ITMLABEL	
2	678	Breakthrough Series/Learning Collaboratives	BSLC	2,791	ITEM1_I	If Yes is selected, the should exist.
3	497	Child Behavior Checklist for Ages 6-18 (Questions	CBCLcon	4,656	ITEM1_I	If One control is pres Present
4	374	Child Behavior Checklist for Ages 6-18 (Questions	CBCL	4,674	ITEM2_I	If One control is pres Present
5	280	Trauma Detail, Traumatic Loss or Bereavement (Ques	Loss	1,979	ITEM2_I	rullfRCThenValuesP
6	255	General Trauma Information (Questions 1-20)	Trauma	4,532	ITEM1_I	When an option is se corresponding option
7	243	Clinical Evaluation (Questions 1-22)	ClinEval	6,477	ITEM2_I	When an option is se corresponding option
8	209	General Trauma Information (Questions 1-20)	Trauma	4,532	ITEM2_I	Greatest age checkb than or equal to cu
9	175	Follow-up Information (Questions 1-8)	F/Up	4,323	ITEM1_I	rullfRCThenValuesP
10	164	Trauma Detail, Traumatic Loss or Bereavement (Ques	Loss	1,979	ITEM1_I	rullfRCThenValuesP
11	147	Insurance Information and Domestic Environment (Qu	InsDom	8,569	ITEM1_I	rullfRCThenValuesP

Utility of Administrative Reports

- Can be utilized as part of a site's quality improvement and sustainability data/plan
- Can provide quick site-level reports (e.g., client characteristics, number of drop-outs, number of completed cases, clinician productivity, etc.)
- Can be used to assess 'fit' between clients and treatments and, if necessary, to make shifts within the program
- Can help show areas where the site might want additional support/involvement with the NCTSN

Summary: Monitoring Progress & Performance

- Required by sponsor/funding agency to monitor outcomes:
 - Insurance companies
 - Grant Sponsors
 - Federal and state agencies
- Distinguishes program from others when competing for limited funds (e.g., number of children served/unmet need, track progress)
- Demonstrates that money is working (e.g., improved functioning)
- Provides relevant information for quality improvement (i.e., evaluate if treatment/intervention is working) and sustainability

Summary: Monitoring Progress & Performance

- Provides data that can be used to raise awareness or inform funders, other agencies, and community partners of children's needs
- Provides relevant information for program planning, development, & sustainability

Data Extract Formats

All reports may be printed.

Report output may be displayed electronically (or downloaded to your computer) in the following formats:

- HTML
- Adobe (.pdf)
- Excel 2000 single worksheet
- Excel 2000
- Excel 2002
- Comma Separated (.CSV)
- XML

Questions and Discussion

NCTSN

The National Child
Traumatic Stress Network