
NCTSN InForm Reports

Table of Contents

	Page
Reports Overview.....	2
DCRI Laser Status Reports.....	3
DCRI Laser Exception Reports.....	7
Assessment Scoring, Trauma Timeline, Clinical Summary.....	12
Core Data Set Administrative Reports.....	16
Benchmarking Reports.....	30
Step by step instructions.....	32
Report Results.....	35
Printing.....	35
File Export Formats.....	35

Questions, comments or feedback:
Call: 919-668-8182
Email: nctsn@dcri.duke.edu

NCTSN InForm Reports

Overview

The NCTSN InForm reports have been enhanced and many new reports have been created based on the feedback we've received from NCTSN Core Data Set participants. This document describes the current reports and provides instructions for use.

The **clinical reports** include:

- Scoring Reports for the CBCL, PTSD-RI and TSCC-A
- Trauma Timeline Report
- Clinical Summary Report

These reports have been revised to improve clinical utility. Most scoring reports include graphs and context information that will help clinicians interpret the scores and apply them in the clinical setting.

A suite of **administrative reports** has been created to provide support to those in program administration. Administrative reports provide counts of patients who meet specified parameters (i.e., counts of patients in each age group or ethnic group).

A suite of **benchmarking reports** has been created to provide sites with CBCL, PTSD-RI and TSCC-A assessment data and to allow centers to see how their center's assessment scores improve over time and how they compare to other centers within the network.

Additionally, two suites of **data status reports** are now available to provide information about the data each center has entered into InForm. Data Status reports provide information such as the number of forms completed, a list of people who have access to InForm at each center, and the number of queries that are open, closed or answered.

Clinicians and others who treat patients will find the clinical reports most valuable. Program administrators, evaluators and support personnel will find the administrative reports and data status reports most valuable.

If you have questions or problems, please let us know. Call us at 919-668-8182 or email us at nctsn@dcric.duke.edu. We will be glad to assist you.

Glossary of Terms

The following terms are commonly used in the NCTSN InForm reports. Familiarity with these definitions will help you understand the reports.

Subject = Patient

Site = Center

Exceptions = Missing forms, missing items, queries


Queries = Questions about data entered into InForm

Access and Layout

Click the **Reports** button on the left side of your screen to access the reports. The reports are organized into **five folders**. There are two folders of data status reports; one folder for the assessment scoring, trauma timeline and clinical summary report; one folder for the Core Data Set Administrative reports; and one folder for the Benchmarking reports.

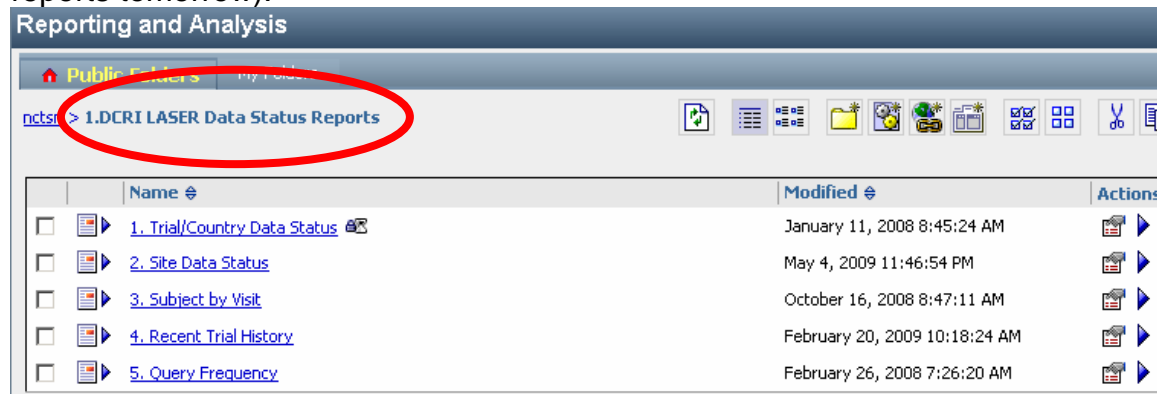
Five Folders of Reports:



Use the  icon (top, right portion of screen) to make your folders display in a list.

1. DCRI LASER Data Status Reports

The first suite of reports is the **DCRI LASER Data Status Reports**. These reports provide information about the status of data your center has entered into InForm. The data used in this report is refreshed daily (Changes made today, display in the Laser reports tomorrow).



Underlined text or numbers (e.g., 2. Site Data Status in the screen above) are hyperlinks that allow you to drill into a record or detail report to see additional information.

Site Data Status Report

For selected center, this report provides the number of:

- Subjects**
- Visits started**
- Complete visits**
- Complete forms**
- Incomplete forms**
- Queries (open, answered, closed)**

Reporting and Analysis 2. Site Data Status

NCTSN Data
0000-00 DCRI TEST SITE
Feb-2008 04:22
3005-00 - (3005-00) Children's Institute, Inc

0000-00	Site	# Subjects	# Visits Started	# Visits Complete	% Visits Complete of Started	# Subjects with Open Queries	# Open Queries	# Subjects with Answered Queries	# Answered Queries	# Subjects with Missing Forms	# Missing Forms
0000-00	<u>3005-00</u>	519	1,265	329	26.0%	54	62	17	27	459	1,335
States of America											
	Summary	519	1,265	329	26.0%	54	62	17	27	459	1,335

0000-00-00002	Subject	# Visits Started	# Visits Complete	% Visits Complete of Started	# Open Queries	# Answered Queries	# Missing Forms	# Form Re
0000-00-00003	<u>3005-00-00001</u>	<u>4</u>	4	100.0%	0	0	0	
0000-00-00004	<u>3005-00-00002</u>	<u>4</u>	1	25.0%	0	0	5	
CRF History:	<u>3005-00-</u>	<u>2</u>	0	0.0%	0	1	8	

Underlined text or numbers within the report are hyperlinks that allow you to drill into a record or detail report for additional information. For example, click the underlined **center number** (e.g., 0000-00) to see a list of people who have access to data at that center OR click the underlined **subject number** (e.g., 0000-00-00002) to see the exceptions for selected subject. Check **visit status** (complete/incomplete) by clicking on the underlined visit count (e.g., 4 in the “# of Visits Started” column in the previous report).

NCTSN Data as of: 28-Feb-2008 04:22 Choose Subject:

Site	Site Name					
<u>0000-00-00002</u>	CCRF	Complete	0	0	0	0
<u>0000-00-00002</u>	Baseline	Complete	0	0	0	0
<u>0000-00-00002</u>	Trauma	Complete	0	0	0	0
<u>0000-00-00002</u>	Follow-Up	Complete	0	0	0	0

Subject by Visit Report

This report provides the following information about selected subjects:

- Subject number
- Visit status
- Number of open queries
- Number of answered queries
- Number of missing forms

Reporting and Analysis 3. Subject by Visit

NCTSN Data as of: 28-Feb-2008 04:22 Choose Subject:

Site	Site Name					
<u>0000-00-00002</u>	CCRF	Not Started	0	0	0	0
<u>0000-00-00002</u>	Baseline	Complete	0	0	0	0
<u>0000-00-00002</u>	Trauma	Complete	0	0	0	0
<u>0000-00-00002</u>	Follow-Up	Complete	0	0	0	0


Click the underlined **subject number** (e.g., 0000-00-00002) to see a **list of visits** and the **status** (complete, incomplete) **of each visit**. Click the underlined **subject number** again to see details about exceptions like missing items.

Study Name: NCTSN Last Data Refresh Time : Feb 28, 2008 4:22:44 AM

(Click to go to First Visit) Site Name (Click to see User Info)

Subject:

Exception Type	Visit	Form (Tab) (Click to go to Form)	Query Status (Click to go to Query)	Query Type	If Manual Query: Created By:	Days in Query Status	Query_Text	Answer_Text	Critical_Query
MISSING FORMS	CCRF	<u>BIS</u>							

Click the underlined **form name** (e.g., BIS) to open the data entry form and review the **missing data**. The data entry form displays in a different browser window. Minimize the report window by clicking the  in the top, right corner of your screen to see the data entry form.

Recent Trial History Report

This report shows the cumulative change (across the network) for the following information

- Number of Sites
- Number of Subjects
- Number of Visits Started
- Number of Visits Complete
- Number of open queries
- Number of answered queries
- Number of missing forms

Reporting and Analysis		4. Recent Trial History									
Study: NCTSN											
	Sites	Change from Current	Subjects	Change from Current	Visits Started	Change from Current	Visits Complete	Change from Current	Subjects with Open Queries	Change from Current	Open Queries
Current-04-Jun-2009	79	0	11,404	0	40,973	0	20,445	0	862	0	1,340
1 Month (s) Ago	77		11,219		40,152		19,971		793		1,229
2 Month (s) Ago	76		10,940		39,139		18,890		841		1,291

Query Frequency

This report provides a list of **queries** that have fired and the number of times each fired. It also provides the number of queries in each **status** (**open, answered, closed, autoclosed**). This report opens as an Excel spreadsheet with two tabs. The queries on the **Auto tab** (queries that close automatically when data is changed) are a subset of the queries on the **All Queries** tab. Click the tab name found at the bottom of the spreadsheet to move between tabs.

	E	F	G	H	I	J	K
1	ITEMLABEL	RULE	QUERY_TEXT	QUERY_ANSWERED	PCT_ANSWERED	QUERY_CLOSED	AUTO_CLOSED
2	ITEM1_J	If Yes is selected, then record(s) in Item Set should exist.	Yes is answered, but no records are entered; please enter a record in the Itemset section	19	2.81	650	650
3	ITEM1_J	If One control is present Then Other Must be Present	A required response is missing; please complete	82	16.53	369	369
4	ITEM2_J	If One control is present Then Other Must be Present	A required response is missing; please complete	53	14.17	280	280
8	ITEM1_J	rullfRCThenValuesPresentOrAbsent Mod2	Answer selected indicates that question 5 and question 6 should be completed; please clarify	9	5.14	150	150
9	ITEM1_J	rullfRCThenValuesPresentOrAbsent	Yes is selected but there is a response to the question 'If not due to death, was the caregiver(s)	78	47.56	81	81
10	ITEM1_J	rullfRCThenValuesPresentOrAbsent Mod	Yes is selected but no type of insurance is specified; please	12	8.16	124	124

Auto_Only / All_Queries / Unknown Zone

2. DCRI LASER Exception Reports

The second suite of reports is called the DCRI LASER Exception Reports. The data used in this report is refreshed daily (Changes made today, display in the Laser reports tomorrow). This group of reports provides information about data exceptions for your center. Data exceptions include **missing forms, forms with missing data, queries** and **other idiosyncrasies** in the data. Underlined text or numbers within the report are hyperlinks that allow you to drill into a record or detail report to see additional information.

The screenshot shows the 'Reporting and Analysis' section of the NCTSN interface. It displays a list of reports under the heading '2. DCRI LASER Exception Reports'. The list includes:

- 3. Site_Exceptions
- 4. Subject_Exception_Details
- 5. Site_Users
- 6. Query_Details
- 8. Detailed_Site_User_Report
- 91. Comments_by_Patient
- 92. Audit_Trail_by_Patient

Each report entry shows its name, a modified date (all from February 26, 2008), and a 'More...' link for further details.

Site Exception Report

This report provides the following information from selected center:

- Counts of missing forms
- Forms with missing data
- Open queries and answered queries for all subjects at selected center

The screenshot shows the '3. Site_Exceptions' report. It displays the following information:

- Study Name: NCTSN
- Last Refresh: Feb 28, 2008 4:22:44 AM
- Records Selected: All Subjects
- Site: (Click to see User Info)
- Site Name: [Redacted]
- Country: United States of America

The main data table is as follows:

Click to go to First Visit	Subject (Click to go to Subject Exception Details Report)	# of Forms with Missing Items	# of Forms Missing	# Open Queries	# Answered Queries
*	0000-00-00002	0	1	0	0
*	[Redacted]	0	1	0	0
*	[Redacted]	0	2	0	0
*	[Redacted]	0	1	0	0
*	[Redacted]	0	4	0	0
*	[Redacted]	0	3	0	0
*	[Redacted]	0	3	0	0

Click the underlined **patient number** (e.g., 0000-00-00002) to display a list of forms that are **missing** for selected subject.

Click the underlined form name (e.g., BIS) to go to the data entry form and review the data that is missing.

Study Name: **NCTSN** Last Data Refresh Time : Feb 28, 2008 4:22:44 AM

(Click to go to First Visit) Site Name (Click to see User Info)

Subject: 0000-00-00002

Exception Type	Visit	Form (Tab) (Click to go to Form)	Query Status (Click to go to Query)	Query Type	If Manual Query: Created By:	Days in Query Status	Query_Text	Answer_Text	Critical_Query
MISSING FORMS	CRF	<u>BIS</u>							

Baseline Trauma Follow-Up

BSLC **BIS**

Brief Intervention Services Information - Unscheduled Patient: ABI/3020-00-00035

Brief Intervention refers to the number of sessions that a child/family may receive. If a child/family is receiving 3 - 6 sessions, then complete the following.

1.* Is the child/family receiving brief intervention services?

If Yes: Please press the Add Entry button and complete the requested information for EACH episode of care where the child/family receives brief intervention services. A new entry is required for each type of treatment and each different set of start/stop dates. Add Entry

#	What treatment component (s) is the child/family receiving for this brief episode of care?	Date this brief episode of care began:	Did the child/family complete the treatment component(s) offered during this brief episode of care?
2.			

Subject Exception Detail Report

This report provides the following information for selected subject(s):

- Exception types
- Visit status
- Form status
- Query status
- Query text

Reporting and Analysis 4. Subject_Exception_Details

Study Name: **NCTSN** Last Data Refresh Time : Feb 28, 2008 4:22:44 AM

(Click to go to First Visit) Site Name (Click to see User Info)

Subject: 0000-00-00002

Exception Type	Visit	Form (Tab) (Click to go to Form)	Query Status (Click to go to Query)	Query Type	If Manual Query: Created By:	Days in Query Status	Query_Text	Answer_Text
QUERY Answered	Trauma	<u>Trauma</u>	<u>Answered</u>	Auto		1,111	Primary trauma type selected is not indicated as 'Yes' or 'Suspected'; please clarify	Original value is correct

Click the underlined **patient number** (e.g., 0000-00-00002) to display a list of **missing forms, open queries** or other exceptions for selected subject.

Click the underlined **form name** (e.g., BIS) to go to the data entry form and review the data that is missing or has an open query.

Study Name: **NCTSN** Last Data Refresh Time : Feb 28, 2008 4:22:44 AM

(Click to go to First Visit) Site Name (Click to see User Info)

Subject: 0000-00-00002

Exception Type	Visit	Form (Tab) (Click to go to Form)	Query Status (Click to go to Query)	Query Type	If Manual Query: Created By:	Days in Query Status	Query_Text	Answer_Text	Critical_Query
MISSING FORMS	CCRF	<u>BIS</u>							

Baseline Trauma Follow-Up

BSLC **BIS**

Brief Intervention Services Information – Unscheduled Patient: ABI/3020-00-00035

Brief Intervention refers to the number of sessions that a child/family may receive. If a child/family is receiving 3 - 6 sessions, then complete the following.

1.* Is the child/family receiving brief intervention services?

If Yes: Please press the Add Entry button and complete the requested information for EACH episode of care where the child/family receives brief intervention services. A new entry is required for each type of treatment and each different set of start/stop dates. Add Entry

#	What treatment component (s) is the child/family receiving for this brief episode of care?	Date this brief episode of care began:	Did the child/family complete the treatment component(s) offered during this brief episode of care?
2.			

Site User Report

This report provides a list of people who have access to InForm at selected site. The following information about those people displays:

- UserID**
- First and last name**
- Title**
- Email address**
- Phone number**
- Type of account (Data Entry/CRC, View Only)**
- Account status (active, inactive)**

Reporting and Analysis 5. Site_Users

Site	Site Name	City	State/Province	Country

User_Name	Name	Title	Email	Phone	Rights_Group	User_Status
TESTUSER	Test User				VIEW ONLY	Active

We recommend that someone from your center review this report periodically. Notify NCTSN@dcric.duke.edu when accounts need to be changed or terminated.

Query Detail Report

This report shows the number of open queries and or answered queries during specific time periods. For example, you will see information about all queries that were open for thirty days (or some other specified number) of days.

> Days	Open Queries	Answered Queries
0	438	984
15	429	972
30	409	948
45	391	933
60	377	909
75	362	904
90	342	874
105	329	867
120	310	854
135	301	841
150	294	823

SITE	SUBJECT	Visit	Form (Tab) (Click to go to Form)	Query Text	Answer Text
<u>0000-00</u>	<u>0000-00-00001</u>	Follow-Up	<u>Insurance Information and Domestic Environment (Qu</u>	Yes is selected but no type of insurance is specified; please clarify	
		Follow-Up	<u>Insurance Information and Domestic Environment (Qu</u>	Yes is selected but no type of insurance is specified; please clarify	
		Follow-Up	<u>Follow-up Information (Questions 1-6)</u>	Answer selected indicates that question 5 and question 6 should be completed; please clarify	
		Follow-Up	<u>Follow-up Information (Questions 1-6)</u>	Date of follow-up is equal or prior to the Baseline date of visit or after today's date; please clar	
		Trauma	<u>General Trauma Information (Questions 1-20)</u>	Primary trauma type selected is not indicated as 'Yes' or 'Suspected';	

Click the underlined **center number** (e.g., 0000-00) to see a list of account holders at that site. Click the underlined **subject number** (e.g., 0000-00-00001) to see a list of data exceptions for that subject. Click the underlined **query status** (Open, Closed, Answered) to open the query tab.

Site User Detail Report

This report provides details about the people who have access to InForm for selected site. The report opens in an **Excel spreadsheet** format.

	A	B	C	D	E	F	G	H	I
1	SITE	Site_Name	SITECITY	SITESTATEPROVINCE	User_Name	Title	Name	Email	Phone
3	0000-00	NCTSN Test Site	city name	state	TESTUSER		Test User	testuser@dc.ri.duke.edu	
4									
5									

Comments by Patient Report

This report provides a list of subjects for whom item and form level comments have been entered at a selected site. The **subject number**, a **description of the comment** and the **item or form** on which the comment was entered displays.

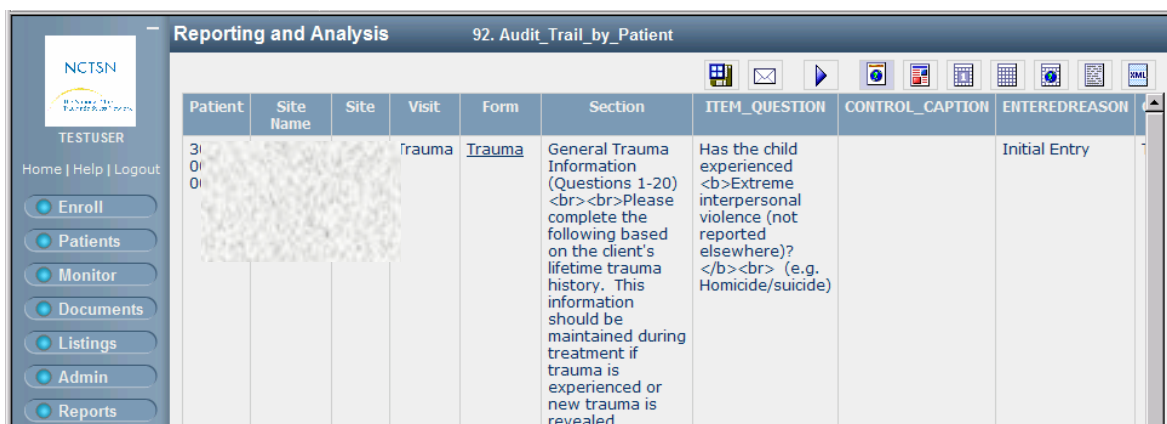


SITE	SUBJNO	VISIT	Form	COMMENTTYPE	COMMENT_TIME	USERID	USER_NAME	Item Question	ITEM_LABEL	Comment
		Follow-Up	F/Up	Item	Aug 9, 2006 3:37:19 PM			Which type of follow-up was performed?	ITEM1_I	Child placed out of the country

NOTE: Center ID's display in the selection list only if comments have been entered on one or more patients at that center. If your center's ID number is not in the list, there no comments to review.

Audit Trail by Patient

This report provides a history of the changes to all data that has been entered for selected subject. The time required to generate this report varies greatly from subject to subject. It runs quickly if few changes have been made; it takes much longer if multiple changes have been made. Use discretion when running this report on multiple patients at one time.



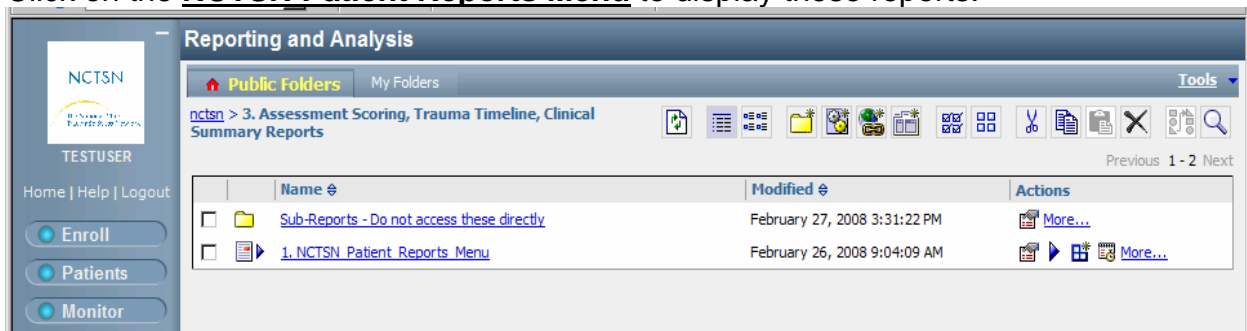
Patient	Site Name	Site	Visit	Form	Section	ITEM_QUESTION	CONTROL_CAPTION	ENTEREDREASON
3000			trauma	Trauma	General Trauma Information (Questions 1-20) Please complete the following based on the client's lifetime trauma history. This information should be maintained during treatment if trauma is experienced or new trauma is revealed.	Has the child experienced Extreme interpersonal violence (not reported elsewhere)? (e.g. Homicide/suicide)		Initial Entry

NOTE: This report may run for very long periods of time; you will not be able to perform other functions in InForm while the report is running.

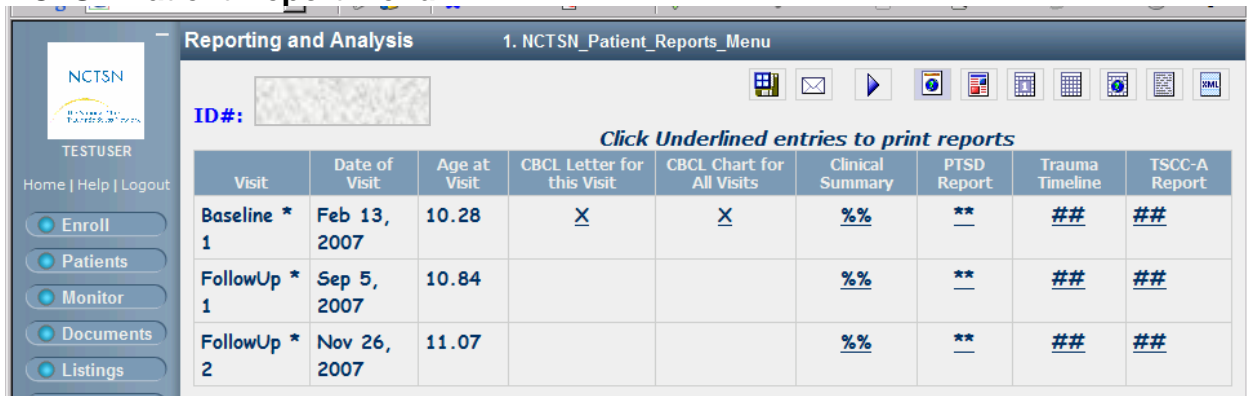
3. Assessment scoring, Trauma Timeline and Clinical Summary Reports

The third suite of InForm reports are the **Assessment scoring, Clinical Summary, Trauma Timeline Reports**, also known as the Clinical Reports. These reports provide information about each client entered into InForm. They are available 'real-time', as soon as the patient's data has been submitted (saved).

Click on the **NCTSN Patient Reports Menu** to display these reports.



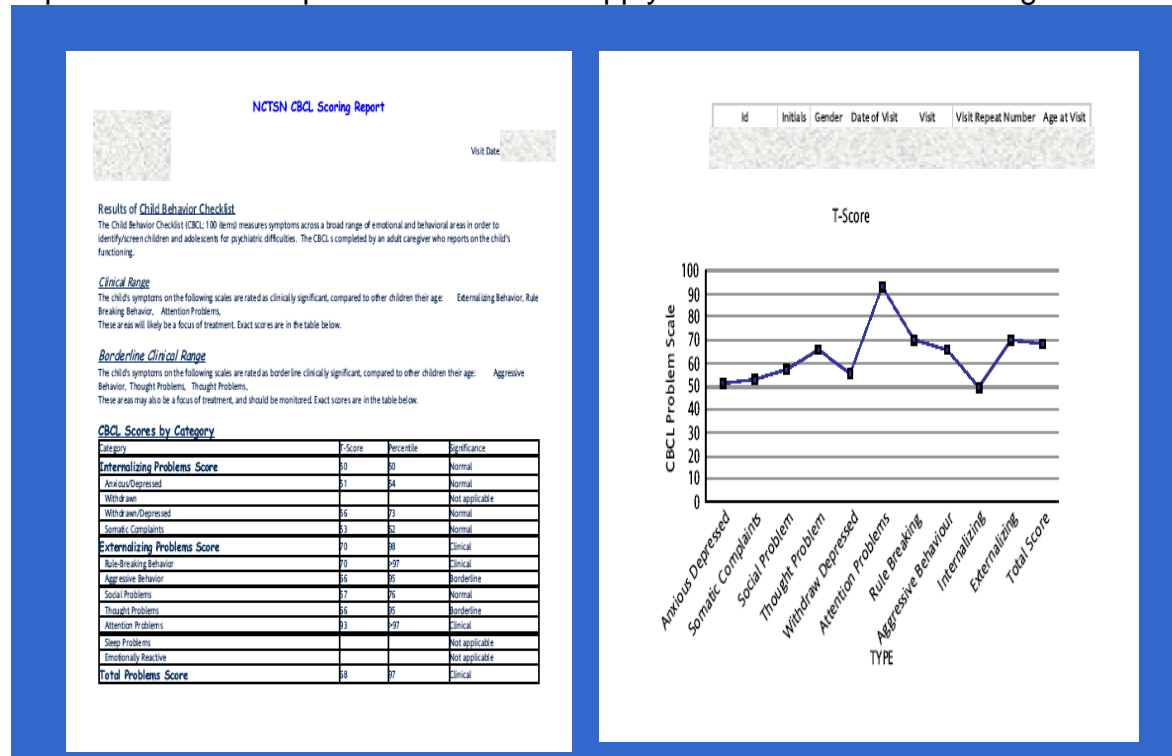
NCTSN Patient Report Menu



This patient has a baseline visit and two follow-up visits. Click the underlined characters in each column (X, %%, **, ##) to generate the report. A character(s) is present in each column where data for the report is available. In this case, there is no X in the CBCL letter and CBCL chart column for the follow-up visits – meaning that the CBCL data was not entered for these visits.

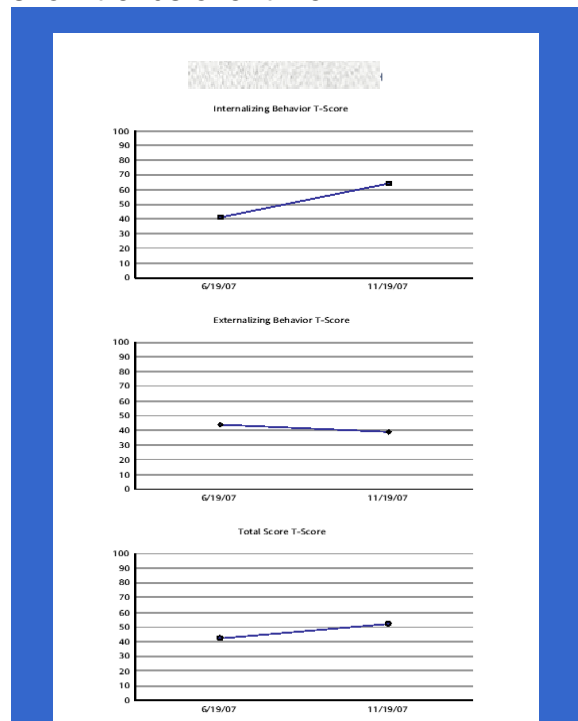
CBCL Letter

This report provides information about the CBCL score for a specified visit. It also explains how to interpret the scores and apply them in the clinical setting.




CBCL Chart All Visits

This report graphs the t-scores for the validity scales and sub-scales across all visits to show trends over time.



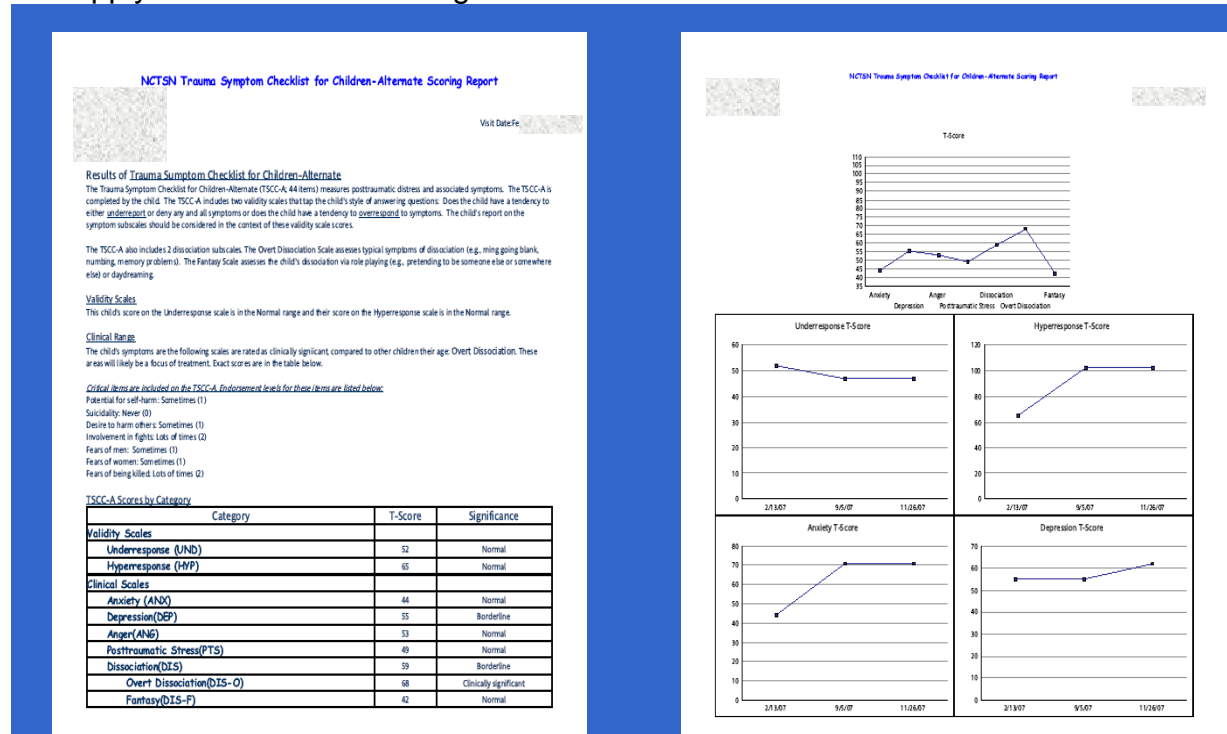
PTSD-RI Report

This report shows PTSD-RI scoring information for a selected visit and a graph for the score on each subscale for all visits.



TSCC-A Report

This report will show the score on the TSCC-A and explain how to interpret the score and apply it in the clinical setting. It will also show the scores across visits.



Trauma Timeline

This revised report summarizes the trauma assessment and displays in a chart, the traumas a selected client has experienced and at what age the trauma was experienced. It also provides salient details recorded on the trauma detail forms.

ID: [REDACTED] Today's Date: Feb 26, 2008

NCTSN Trauma Timeline Report

The NCTSN Trauma Timeline Report summarizes the traumatic events experienced by this child or adolescent and the ages at which these events were experienced. Salient details of each traumatic experience are also summarized.

Trauma Timeline	Age	Last update: Sep 19, 2007																			
TRAUMA_TYPE	0	1	2	3	4	5	6	7	8	9	10	11	12	13	14	15	16	17	18	UNK	
Domestic Violence																					
Extreme interpersonal violence (not reported elsewhere)																					
Impaired Caregiver																					
Neglect																					
Physical Assault																					
Sexual Maltreatment																					
Traumatic loss or bereavement																					

Salient Trauma Details

Domestic Violence	Frequency - Repeated exposure Type(s) of experience - Experienced Type(s) of experience - Witnessed Setting(s) of the experience - Home Was a report filed? - Yes
Extreme Interpersonal Violence (Not reported elsewhere)	Frequency - One-time event Type(s) of experience - Vicarious Setting(s) of the experience - Home Perpetrator(s) - Unrelated (but identifiable) adult Type(s) of violence - Suicide Was a weapon used? - Yes Serious injury inflicted? - Unrelated (but identifiable) adult
Impaired Caregiver	Frequency - Unknown Impaired caregiver(s) - Parent
Neglect	Frequency - Repeated exposure Type(s) of experience - Experienced Setting(s) of the experience - Home Perpetrator(s) - Parent
Physical Assault	Frequency - Repeated exposure Type(s) of experience - Experienced Type(s) of experience - Witnessed Setting(s) of the experience - Home

Page 1

NCTSN Trauma Timeline Report

The NCTSN Trauma Timeline Report summarizes the traumatic events experienced by this child or adolescent and the ages at which these events were experienced. Salient details of each traumatic experience are also summarized.

Salient Trauma Details - continued

Sexual Maltreatment/Abuse	Was a report filed? - Yes Frequency - Unknown Type(s) of experience - Experienced Setting(s) of the experience - Home Perpetrator(s) - Parent Was a report filed? - Yes
Traumatic Loss or Bereavement	Frequency - Repeated exposure Type(s) of experience - Experienced Perpetrator(s) - Parent Was child removed from the home? - Yes

Page 2

Clinical Summary

This revised report summarizes key points documented on the Indicators of Severity, Clinical Evaluation and Services Received forms for a selected client.

NCTSN Clinical Summary Report

Visit: Baseline 1
Date of Visit: Feb 13, 2007

Indicators of Severity
For Indicators of Severity, response options include: 1) not a problem; 2) somewhat/sometimes a problem; 3) very much or often a problem; and 4) unknown.

For this child, the following problems indicate symptom severity:

Symptom	Severity
Academic problems (e.g., Problems with school work or grades)	Very much/often a problem
Developmentally inappropriate sexualized behaviors (e.g., Saying or doing things about sex that children his/her age do not usually know)	Very much/often a problem
Attachment problems (e.g., Difficulty forming and maintaining trusting relationships with other people)	Very much/often a problem
Behavior problems at home or community (e.g., Violent or aggressive behavior; breaking rules, fighting, destroying property, or other dangerous or illegal behavior)	Somewhat/sometimes a problem
Other self-injurious behaviors (e.g., Cutting him/herself, pulling out his/her own hair)	Somewhat/sometimes a problem

Clinical Evaluation
Problem/symptom/disorder currently displayed by the child:
Primary Problem: Sexual behavior problems

Other Problems:

- Sexual behavioral problems *Definite*
- Post traumatic stress disorder *Probable*
- Dissociation *Probable*
- Attachment problems *Probable*
- General behavioral problems *Probable*
- Attention deficit hyperactivity disorder *Probable*
- Sleep disorder *Probable*

Services Rendered

- Case management or care coordination (Someone who helps the child get the kinds of services he/she needs)
- Outpatient therapy (From psychologist, social worker, therapist, or other counselor)
- Outpatient treatment from a psychiatrist
- Primary Care Physician/pediatrician for symptoms related to trauma or emotional/behavioral problems (Excluding emergency room)

4. Core Data Set Administrative Reports

The forth suite of reports provides information that can be used to support program administration. The data used in this report is refreshed three times per day (Changes made today, display in the Administrative reports later today). Examples include counts of subjects for each age, race, ethnicity, gender category; lists of subjects by health care provider; and lists of subjects participating in the Cross-Site Evaluation Study. Underlined text or numbers within the report are **hyperlinks** that allow you to see additional information.



Baseline Visit Report

This report provides a *listing* of data from the Demographics screen. You will find the following information about each subject enrolled in the Core Data Set:

- **Client ID**
- **Age and Date of Birth**
- **Baseline Date of Visit**
- **Race, Gender, Ethnicity**
-

	A	B	C	D	E	F	G	H	I	J
	CenterID	Subjno	Gender	DOB	Date of Visit	Age at visit	Participating in the Macro longitudinal Study	Ethnicity	Asian	Black
1	3006-01	3006-01-00001	Male	Dec 1, 2003	Mar 24, 2006	2.3 years (tenths)		Hispanic or Latino		
2		3006-01-00002	Male	Dec 12, 1990	Apr 5, 2006	15.3 years (tenths)		Not Hispanic or Latino		Black/African America
3		3006-01-00003	Male	May 13, 1990	Mar 8, 2006	15.8 years (tenths)		Unknown		
4		3006-01-00004	Male	Aug 15, 1989	Apr 13, 2005	15.6 years (tenths)		Not Hispanic or Latino		Black/African America
5		3006-01-00005	Female	Sep 26, 1994	Apr 20, 2006	11.5 years (tenths)		Not Hispanic or Latino		
6		3006-01-00006	Male	Mar 21, 2003	Apr 13, 2006	3.0 years (tenths)		Hispanic or Latino		
7		3006-01-00007	Female	Jul 4, 2002	Apr 21, 2006	3.7 years (tenths)		Not Hispanic or Latino		
8		3006-01-00008	Female	Mar 9, 1991	May 17, 2006	15.1 years (tenths)		Not Hispanic or Latino		
9		3006-01-00009	Female	Jul 26, 1990	Sep 19, 2006	16.1 years (tenths)	No	Not Hispanic or Latino		Black/African America
10	Feb 28, 2008	- 1 -	10:59:47 PM							

The output from this report is in an Excel spreadsheet format.

Baseline Demographic Report

This report provides **counts of clients** from a selected center (or centers) in each of the following categories: **Age, Gender, Race, and Ethnicity**.

Reporting and Analysis 02. Baseline Demographic Report

Baseline Demographics Count*

CenterID	Male	Female	Hispanic	Not Hispanic	Ethnicity Unknown	Ethnicity - Null (Missing value)	Asian	Black	Hawaiian	Native American	White	Race Unknown	Race Null (Missing Value)
1	<u>263</u>	<u>260</u>	<u>382</u>	<u>123</u>	<u>18</u>	<u>0</u>	<u>5</u>	<u>109</u>	<u>1</u>	<u>4</u>	<u>322</u>	<u>77</u>	
2	<u>122</u>	<u>130</u>	<u>24</u>	<u>220</u>	<u>8</u>	<u>0</u>	<u>2</u>	<u>68</u>	<u>1</u>	<u>2</u>	<u>194</u>	<u>5</u>	
3	<u>5</u>	<u>4</u>	<u>2</u>	<u>6</u>	<u>1</u>	<u>0</u>	<u>0</u>	<u>3</u>	<u>0</u>	<u>0</u>	<u>6</u>	<u>1</u>	
Totals	<u>390</u>	<u>394</u>	<u>408</u>	<u>349</u>	<u>27</u>	<u>0</u>	<u>7</u>	<u>180</u>	<u>2</u>	<u>6</u>	<u>522</u>	<u>83</u>	

Reporting and Analysis 02. Baseline Demographic Report


Baseline Demographics Count*

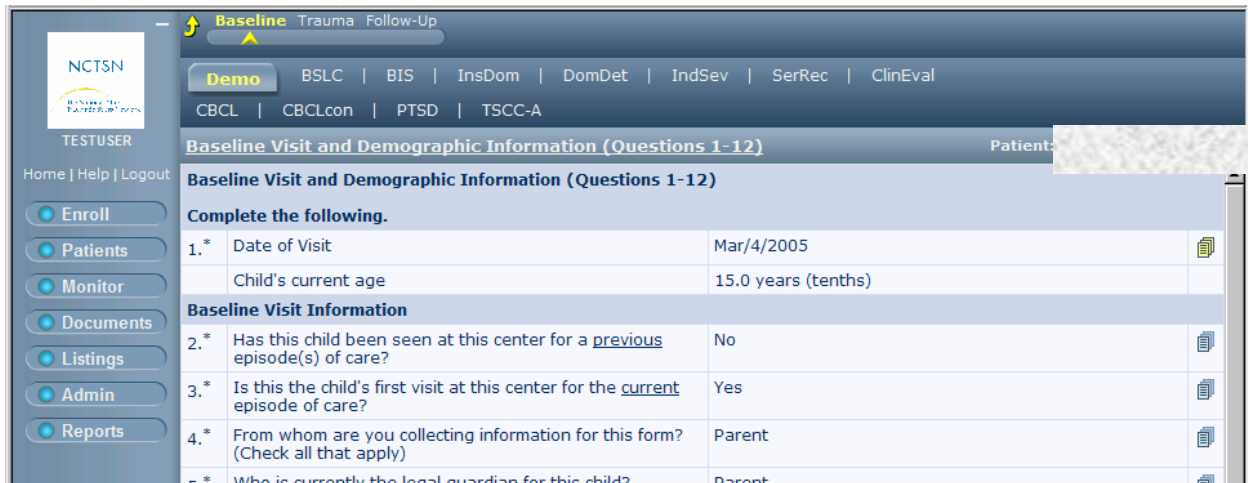
Hawaiian	Native American	White	Race Unknown	Race - Null (Missing Value)	Cross-Site Participant	Not a Cross-Site participant	Cross-Site Null (Missing Value)	Age 0-3	Age 4-12	Age 13-17	Age 18-21	Age >=22	Total Unique Patients
<u>1</u>	<u>4</u>	<u>322</u>	<u>77</u>	<u>9</u>	<u>0</u>	<u>342</u>	<u>181</u>	<u>1</u>	<u>319</u>	<u>196</u>	<u>6</u>	<u>0</u>	<u>523</u>
<u>1</u>	<u>2</u>	<u>194</u>	<u>5</u>	<u>0</u>	<u>0</u>	<u>105</u>	<u>93</u>	<u>22</u>	<u>165</u>	<u>62</u>	<u>3</u>	<u>0</u>	<u>252</u>
<u>0</u>	<u>0</u>	<u>6</u>	<u>1</u>	<u>0</u>	<u>0</u>	<u>1</u>	<u>8</u>	<u>3</u>	<u>1</u>	<u>5</u>	<u>0</u>	<u>0</u>	<u>9</u>
<u>2</u>	<u>6</u>	<u>522</u>	<u>83</u>	<u>0</u>	<u>0</u>	<u>448</u>	<u>282</u>	<u>26</u>	<u>485</u>	<u>263</u>	<u>9</u>	<u>0</u>	<u>784</u>

Click the **underlined count** in any column to display a list of clients in selected category. For example, click the 196 under Age 13-17 to see a list of subjects in this age range.

Baseline Demographics Details*


Subject - Click to go to Demo form	AGE	GENDER	ETHNICITY	RACE	Cross-Site Participant?
<u>0000-00-00002</u>	14.1	Female	Hispanic or Latino	Unknown	Missing Value
	14.8	Male	Hispanic or Latino	Missing Value	Missing Value
	15.0	Female	Not Hispanic or Latino	Black/African American	Missing Value
	17.2	Female	Hispanic or Latino	White	Missing Value
	17.4	Female	Hispanic or Latino	White	Missing Value
	15.4	Female	Hispanic or Latino	Unknown	Missing Value
	15.8	Female	Hispanic or Latino	Missing Value	Missing Value
	13.6	Female	Hispanic or Latino	Unknown	Missing Value
	15.7	Male	Hispanic or Latino	White	Missing Value
	17.3	Male	Hispanic or Latino	Missing Value	Missing Value
	16.6	Female	Hispanic or Latino	White	Missing Value

Click the **underlined client number** (e.g., 0000-00-00002) to open the subject's InForm record. The record will open in a separate browser window. Minimize the report window by clicking the  in the top, right corner of your screen to see the data entry form.







Baseline Visit and Demographic Information (Questions 1-12)

Complete the following.

1.*	Date of Visit	Mar/4/2005	
	Child's current age	15.0 years (tenths)	

Baseline Visit Information

2.*	Has this child been seen at this center for a <u>previous</u> episode(s) of care?	No	
3.*	Is this the child's first visit at this center for the <u>current</u> episode of care?	Yes	
4.*	From whom are you collecting information for this form? (Check all that apply)	Parent	
5.*	Who is currently the legal guardian for this child?	Parent	

Health Care Provider Report

This report provides a list of clients who are cared for by a selected clinician (or clinicians). The health care provider, **Client ID number, date of visit and visit type** are displayed.

Health Care Provider	Subject	Center	Visit Type	Date of visit
ro			Follow-up	Oct 16, 2006
			Baseline	Sep 13, 2007
			Follow-up	Nov 14, 2007
			Follow-up	Jan 8, 2008
			Baseline	Jun 15, 2007
			Follow-up	Oct 22, 2007
			Follow-up	Jan 4, 2008
			Baseline	Sep 9, 2007
			Follow-up	Jan 8, 2008
			Baseline	Sep 11, 2007
			Follow-up	Dec 11, 2007
			Baseline	Sep 12, 2007
			Follow-up	Jan 8, 2008
			Baseline	Oct 11, 2007
			Follow-up	Jan 14, 2008
A-E			Baseline	Oct 11, 2007
			Follow-up	Jan 15, 2008
			Baseline	Oct 22, 2007
			Baseline	Oct 17, 2007
			Follow-up	Jan 14, 2008
			Follow-up	Jan 4, 2008
			Baseline	Nov 16, 2007
			Baseline	Nov 17, 2007
			Baseline	Nov 16, 2007
			Baseline	Nov 16, 2007
			Baseline	Oct 17, 2007
			Baseline	Oct 17, 2007
			Baseline	Oct 19, 2007
			Follow-up	Feb 15, 2007
			AE	
Follow-up	Feb 8, 2007			
Follow-up	Apr 5, 2007			
Follow-up	Feb 8, 2007			
Baseline	Oct 28, 2006			
Baseline	Nov 1, 2006			
Follow-up	Jan 11, 2007			
Follow-up	Apr 19, 2007			
Follow-up	Jun 20, 2007			
Follow-up	Apr 23, 2007			
Baseline	Feb 28, 2007			
Follow-up	May 29, 2007			
Follow-up	Jun 19, 2007			
Follow-up	Jun 20, 2007			
AE/DP				
			Baseline	Jan 3
			Baseline	Dec 19
BMR			Baseline	Nov 29, 2007
			Follow-up	Jan 17, 2008
			Follow-up	Jan 17, 2008
BMR, RC			Follow-up	Jan 17, 2008
			Follow-up	Jan 17, 2008
			Follow-up	Jan 17, 2008
BV			Follow-up	Jan 17, 2008
			Follow-up	Jan 17, 2008
			Follow-up	Jan 17, 2008
CL			Follow-up	Jan 17, 2008
			Follow-up	Jan 17, 2008
			Follow-up	Jan 17, 2008
DP			Follow-up	Jan 17, 2008
			Follow-up	Jan 17, 2008
			Follow-up	Jan 17, 2008

Baseline Visit and Demographic Information (Questions 1-14)		
Complete the following.		
1.*	Date of Visit	Nov/1/2006
	Child's current age	16.8 years (tenths)
Baseline Visit Information		
2.*	Has this child been seen at this center for a <u>previous</u> episode(s) of care?	No
3.*	Is this the child's first visit at this center for the <u>current</u> episode of care?	No. How many visits (including today's visit) has the child had at your center for the current episode of care? 1
4.*	From whom are you collecting information for this form? (Check all that apply)	Parent Child/Adolescent/Self
5.*	Who is currently the legal guardian for this child?	Other adult relative
Demographic Information		
6.*	Child's ethnicity (Check only one)	Unknown
7.*	Child's Race (if multiracial, Check all that apply)	White
8.*	Was the child born in the United States?	Yes

Trial Summary

This report reports data status of all centers contributing data to the core data set. Counts of records submitted on the following core data set forms:

- **Demographic**
- **Follow-up Info**
- **Insurance/Domestic Environment**
- **Domestic Environment Details**
- **Indicators of Severity**
- **Clinical Evaluation**
- **Services Received**
- **Treatment by NCTSN Center**
- **TSCC-A**
- **CBCL**
- **PTSD-RI**
- **General Trauma Information**
- **Trauma Details**

Additionally, the numbers of clients who meet the following criteria are also reported:

Follow-up visit type = Follow-up for Ongoing Treatment

Follow-up visit type = End of Treatment

The maximum number of days between most recent follow-up visit and the baseline assessment is also reported. This is an indicator of the length of time a client is in treatment.

Summary Report
Core Data Set
Version 5.0 As of Jan 23, 2008

Non Inform Site	Center ID	Baseline Demographic Recs.	Follow-up Information Recs.	Follow-up Ongoing Treatment Recs.	Average Length of Follow-up **	BSLC Recs *	Macro Part. *	Insurance Recs.	Dom Environ Detail Recs.	Clinical Set Recs.	Indicator of Severity Recs.	Services Received Recs.	Treatment by NCTSN Center Recs.	CBCL *	PTSD *	TSCC A *	General Trauma Recs.	Trauma Detail Recs.	End of Treatment	Open Queries	Patient Clean
	2002-00	93	63	16	136	3	0	99	60	96	100	104	34	93	83	62	65	163	30		93
	2003-00	65	32	6	234	0	0	91	57	71	91	91	26	92	16	10	65	151	25		65
	2004-00	27	35	14	136	0	0	51	25	44	51	51	26	31	36	29	25	78	12	4	25
*	2005-00	456	335	198	211	0	0	451	452	660	774	316	335	0	522	161	446	719	31	not quantifiable	not quantifiable
	2011-00	3	7	3	482	1	0	6	2	5	6	6	4	6	10	6	2	8	2	1	2
	2013-00	27	24	18	102	0	0	40	19	45	48	48	23	18	14	13	27	69	6		27
	3001-00	34	60	19	311	1	0	72	20	65	72	72	39	67	37	34	33	186	26		34
	3003-00	20	23	10	247	0	0	43	14	38	40	42	23	0	7	0	18	95	5		20
	3004-00	41	35	0	235	0	0	0	0	0	0	0	0	0	61	0	2	3	35		41
	3005-00	487	89	58	267	47	2	573	428	546	573	572	82	86	513	449	479	1,506	22	99	436
	3006-00	247	419	94	227	0	53	533	196	469	525	526	300	495	297	250	234	793	168		247
	3006-01	9	14	2	196	0	0	14	7	13	14	14	6	14	6	5	7	21	8		9
	3007-00	56	38	15	135	0	0	86	49	73	86	86	29	82	69	57	328	21	7	7	54
	3008-00	111	59	16	187	0	1	135	97	110	149	150	54	126	92	81	82	128	42	23	94
	3010-00	197	132	65	263	0	0	305	145	0	304	305	0	323	15	4	196	263	30	2	196
	3011-00	16	10	9	250	0	0	24	15	22	24	23	8	16	16	0	15	61	1		16
	3013-00	108	60	0	332	0	0	162	0	8	8	10	0	157	0	39	0	0	20	3	107
	3014-00	58	33	7	225	0	0	91	55	68	89	89	31	91	91	88	58	301	17		58
	3015-00	15	2	0	115	0	0	17	13	15	17	2	17	9	7	10	23	2	2	13	
	3016-00	21	16	8	143	0	2	37	20	29	37	37	16	30	26	22	21	61	8		21
*	3019-00	99	37	34	485	0	0	79	0	76	86	90	17	0	0	0	62	0	3	not quantifiable	not quantifiable
	3020-00	111	124	58	127	0	0	235	111	171	235	235	124	133	67	78	111	214	60	1	110
	3021-00	24	18	11	130	4	11	38	22	33	37	37	14	35	31	26	24	81	3	3	22
	3022-00	50	39	14	235	2	0	82	29	70	80	80	31	45	33	26	45	160	17	4	47
	3022-02	54	78	33	298	23	0	124	0	113	124	124	69	116	109	72	47	309	15	31	34
	3022-03	22	18	14	137	20	0	39	3	35	38	38	16	35	32	16	21	95	3	10	17
	3022-04	26	25	16	195	7	0	48	1	48	48	47	22	48	39	25	27	135	0	8	24
	3022-05	1	0	0	0	0	0	1	1	1	1	1	0	1	1	1	1	7	0		1
	3023-00	2	2	2	82	0	0	4	2	4	4	4	2	4	3	3	2	2	0	1	1
	3023-01	40	29	19	144	0	0	67	35	68	68	68	28	66	45	40	38	103	0		40
	3023-02	64	83	27	230	0	0	135	53	98	140	129	76	105	95	74	58	156	39		64

* Record counts for centers using data transfer may or may not be included in this report
** Calculated using sum of the length of followups divided by the number of patients with followup

This report shows each center's contributions to the Core Data Set.

Center data status report

This report provides a list of clients and their baseline assessment dates, most recent follow-up visit dates and the number of records each client has on any of the specified core data set forms.

Reporting and Analysis 11. Center Data Status Report

Trial: NCTSN

Patient	Baseline Assessment Date	Most Recent Follow-up Visit Date	max days between most recent Followup & Baseline DOV	# BSLC Recs *	Macro part. *	# Insurance Recs	# Dom Environ Detail Recs	# Clin Eval Recs	# Indicator of Severity Recs	# Servi Recei Recs	
...	Mar 24, 2006	Oct 9, 2006	199	0	0	2	1	1	2		
...	Apr 5, 2006	Jun 14, 2006	70	0	0	1	1	1	1		
...	Mar 8, 2006	May 23, 2006	76	0	0	0	0	0	0		
...	Apr 13, 2005	Aug 9, 2006	483	0	0	2	1	2	2		
...	Apr 20, 2006	May 24, 2006	34	0	0	1	1	1	1		
...	Apr 13, 2006	Aug 9, 2006	118	0	0	2	1	2	2		
...	Apr 21, 2006	Dec 12, 2007	600	0	0	4	0	4	4		
...	May 17, 2006	Oct 9, 2006	145	0	0	1	1	1	1		
...	Sep 19, 2006	Feb 20, 2007	154	0	0	1	1	1	1		
Totals for			9	9	208.8	0	0	14	7	13	14

Reporting and Analysis 11. Center Data Status Report

Center Report Version 5.0 As of: Feb 28, 2008

	# Services Received Records	# Followup Information Recs	# Followup Ongoing Recs	# Treatment by NCTSN Center Recs	# CBCL *	# PTSD *	# TSCC-A *	# General Trauma Recs	# Trauma Detail Recs	Open Queries	End of Treatment
2	2	2	0	1	2	0	0	1	4		Yes
1	1	1	0	0	1	1	1	1	3		Yes
0	0	1	0	0	0	0	0	0	0		Yes
2	2	1	0	1	2	2	2	1	1		Yes
1	1	1	0	0	1	1	0	0	0		Yes
2	2	3	1	1	2	0	0	1	4		Yes
4	4	4	1	3	4	0	0	1	1		Yes
1	1	1	0	0	1	1	1	1	7		Yes
1	1	1	0	0	1	1	1	1	1		Yes
4	14	15	2	6	14	6	5	7	21		9

Follow-up Visit Type

This report provides counts of clients with each of the following Follow-up visit types:

- Follow-up for ongoing treatment
- Treatment completed
- Re-opening Case for new Episode of Care
- Other, Specified
- Null/missing follow-up visit status

Reporting and Analysis 23. Follow-up Visit Type

Follow-up Visit Type Count

CenterID	Followup Ongoing Treatment	Completed	Re-Opening Case	Null(Missing Value)	Other: Specify	Total Unique Patients
0000-00	<u>0</u>	<u>35</u>	<u>0</u>	<u>0</u>	<u>0</u>	35
:	<u>72</u>	<u>30</u>	<u>1</u>	<u>2</u>	<u>0</u>	91
:	<u>249</u>	<u>178</u>	<u>5</u>	<u>0</u>	<u>1</u>	226
:	<u>4</u>	<u>11</u>	<u>0</u>	<u>0</u>	<u>0</u>	9
TOTALS	325	254	6	2	1	361

Click the **underlined count** to see the Client ID for each subject who meets the specified criteria. For example, click 32 to see the Client ID's for the 32 subjects at center 0000-00 whose treatment has been completed.

Click the **underlined client number** (e.g., 0000-00-00002) to display the InForm record for specified subject. The record will open in a separate browser window. Minimize the report screen to see the InForm record.

Follow-up End of Treatment Reason Count

This report provides counts of clients with each of the following **End of Treatment Reasons**:

- **Treatment completed as planned**
- **Case transferred to another clinic or program**
- **Case is lost to follow-up**
- **Child dropped out of treatment for any reason**
- **Other reason, specified**
-

CenterID	Completed	Transferred	Case Lost	Dropped	Other: Specify	Total Unique Patients
0000-00	<u>35</u>	<u>0</u>	<u>0</u>	<u>0</u>	<u>0</u>	35
	<u>11</u>	<u>9</u>	<u>2</u>	<u>2</u>	<u>2</u>	26
	<u>42</u>	<u>13</u>	<u>93</u>	<u>20</u>	<u>6</u>	174
	<u>1</u>	<u>0</u>	<u>7</u>	<u>1</u>	<u>0</u>	9
	89	22	102	23	8	244

Click the **underlined count** to see the list of Client ID's for subjects who meets the specified criteria. For example, click 11 to see the Client ID's for the 11 subjects at center 0000-00 whose treatment has been completed as planned.

Subject - Click to go to Followup form	Date of Followup Visit	End Of Treatment Status
<u>0000-00-00002</u>	Mar 14, 2006	Treatment is completed as planned
	May 8, 2006	Treatment is completed as planned
	May 2, 2006	Treatment is completed as planned
	Jan 22, 2007	Treatment is completed as planned
	Aug 1, 2006	Treatment is completed as planned
	Mar 14, 2006	Treatment is completed as planned
	Apr 20, 2006	Treatment is completed as planned
	Aug 29, 2006	Treatment is completed as planned
	Aug 30, 2006	Treatment is completed as planned
	Aug 3, 2006	Treatment is completed as planned

Click the **underlined client number** (e.g., 0000-00-00002) to display the InForm record for specified subject. The record will open in a separate browser window. Minimize the report screen to see the InForm record.

Baseline Trauma **Follow-Up**

F/Up BSCL BIS InsDom IndSev SerRec TxNCTSN CBCL
CBCLcon PTSD TSCC-A

Follow-up Information (Questions 1-6) – Visit on May/8/2006 Patient: CAF/3006-00-00091

Follow-up Information (Questions 1-6)

Follow-Up Assessment(s) should be completed in each of the following conditions:

- Near the end of planned treatment (e.g., approaching the last session for a planned discharge, at the time of termination for children who indicate they are dropping out, or at the last session before transferring to an out-of-NCTSN provider)
- Every three months (as long as the child remains in treatment)
- When a child returns to treatment for a new episode of care

Every child must have a Follow-up Assessment completed with an "End of Treatment" status. Some follow-up data is expected to be reported for all cases except those "Lost to follow-up".

1.*	Date of follow-up	May/8/2006	
2.*	Which type of follow-up was performed?	End of treatment. Please indicate the status of the child at the completion of follow-up: Treatment is completed as planned	
3.*	Has any new trauma been experienced since last	No	

Follow-up counts by age

This report provides a count of subjects in each of the following **age** categories:

- **0-3**
- **4-12**
- **13-17**
- **18-21**
- **>22**
- **Age missing**

Reporting and Analysis 25. Follow-up Counts By Age

Follow-up Counts By Age

CenterID	Age 0-3	Age 4-12	Age 13-17	Age 18-21	Age >= 22	Null(Missing Value)	Total Unique Patients
	<u>0</u>	<u>29</u>	<u>6</u>	<u>0</u>	<u>0</u>	<u>0</u>	35
	<u>30</u>	<u>319</u>	<u>78</u>	<u>6</u>	<u>0</u>	<u>0</u>	433
	<u>5</u>	<u>5</u>	<u>5</u>	<u>0</u>	<u>0</u>	<u>0</u>	15
Totals	35	353	89	6	0	0	483

Click the **underlined count** to see the Client ID for each subject who meets the specified criteria. For example, click 30 to see the Client ID's for the 30 subjects are between 0 and 3 years of age.

Follow-up Age Details

Subject - Click to go to Followup form	Date of Followup Visit	Age at Visit
<u>0000-00-00002</u>	May 24, 2006	11.7
	Oct 26, 2006	4.3
	Jan 25, 2007	4.6
	Aug 22, 2007	5.1
	Dec 12, 2007	5.4

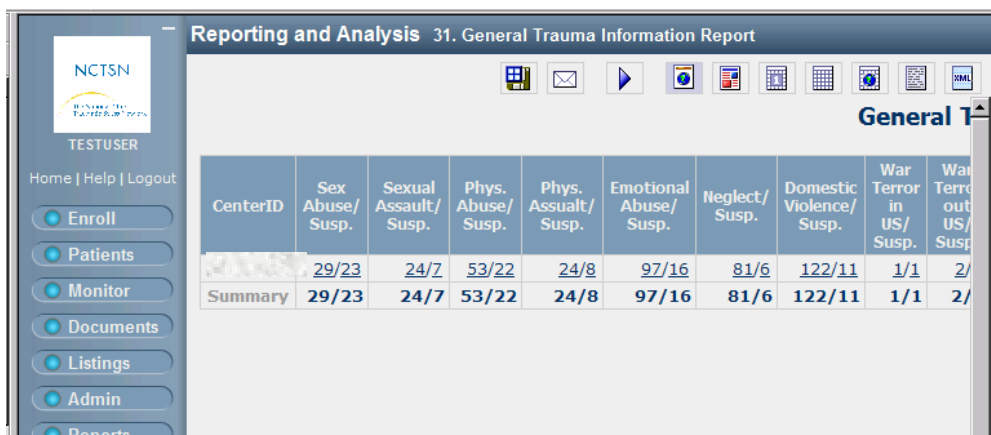
Click the **underlined client number** (e.g., 0000-00-00002) to display the InForm record for specified subject. The record will open in a separate browser window. Minimize the report screen to see the InForm record.

General Trauma Information Report

This report provides a count of clients who experienced or were suspected to have experienced each of the following trauma types:

- **Sexual Abuse**
- **Sexual Assault**
- **Physical Abuse**
- **Physical Assault**
- **Emotional Abuse**
- **Neglect**
- **Domestic Violence**
- **War, Terrorism and Political Violence inside US**
- **War, Terrorism and Political Violence outside US**
- **Illness/Medical**
- **Traumatic Loss/Bereavement**
- **Forced Displacement**
- **Injury**
- **Kidnapping**
- **Natural Disaster**
- **Impaired Caregiver**
- **School Violence**
- **Community Violence**
- **Extreme Interpersonal Violence**

Two counts are reported; the first is for children who **experienced a trauma** the second is a count of children whom the **clinician suspects have experienced a trauma**. For example, Sex Abuse/Susp where counts are 29/23 means that 29 clients experienced Sexual Abuse and 23 were suspected to have experienced Sexual Abuse.



The screenshot shows a web application interface for 'Reporting and Analysis' with a sub-tab for '31. General Trauma Information Report'. On the left is a navigation menu with options like 'Enroll', 'Patients', 'Monitor', 'Documents', 'Listings', 'Admin', and 'Reports'. The main area contains a table with the following data:

CenterID	Sex Abuse/ Susp.	Sexual Assault/ Susp.	Phys. Abuse/ Susp.	Phys. Assault/ Susp.	Emotional Abuse/ Susp.	Neglect/ Susp.	Domestic Violence/ Susp.	War Terror in US/ Susp.	War Terror out US/ Susp.
	<u>29/23</u>	<u>24/7</u>	<u>53/22</u>	<u>24/8</u>	<u>97/16</u>	<u>81/6</u>	<u>122/11</u>	<u>1/1</u>	<u>2/</u>
Summary	29/23	24/7	53/22	24/8	97/16	81/6	122/11	1/1	2/

Click the **underlined count** to see the Client ID for each subject who meets the specified criteria. For example, click 23 to see the Client ID's for the 23 subjects who were suspected to have experienced Sexual Abuse.

General Traumas											
PatientID	Sexual Abuse/Susp.	Sexual Assault/Susp.	Phys. Abuse/Susp.	Phys. Assault/Susp.	Emotional Abuse/Susp.	Neglect/Susp.	Domestic Violence/Susp.	War Terror in US/Susp.	War Terror out US/Susp.	Illness/Susp.	D
0000-00-00002	0/1	0/0	0/1	0/0	1/0	1/0	0/1	0/0	0/0	0/0	
0000-00-00002	0/1	0/0	0/1	0/0	0/1	1/0	1/0	1/0	0/0	0/0	
0000-00-00002	0/1	0/1	0/1	0/0	0/1	1/0	1/0	1/0	0/0	0/0	
0000-00-00002	0/1	0/0	0/0	0/0	1/0	1/0	1/0	0/0	0/0	0/0	
0000-00-00002	0/1	1/0	1/0	1/0	1/0	1/0	1/0	0/0	0/0	0/0	
0000-00-00002	0/1	0/0	0/1	0/1	1/0	1/0	0/0	0/0	0/0	1/0	
0000-00-00002	0/1	0/0	0/1	0/1	1/0	1/0	0/0	0/0	0/0	0/0	
0000-00-00002	0/1	0/0	1/0	0/0	1/0	1/0	1/0	0/0	0/0	0/0	
0000-00-00002	0/1	0/1	0/1	0/0	1/0	1/0	1/0	0/0	0/0	0/0	
0000-00-00002	0/1	0/1	0/0	0/0	0/1	0/0	1/0	0/0	0/0	0/0	
0000-00-00002	0/1	0/0	1/0	0/0	1/0	1/0	1/0	0/0	0/0	1/0	
0000-00-00002	0/1	0/0	1/0	0/0	1/0	1/0	0/1	0/0	0/0	0/0	
0000-00-00002	0/1	0/1	0/1	0/1	0/1	1/0	1/0	0/0	0/0	0/0	
0000-00-00002	0/1	0/0	1/0	0/1	1/0	1/0	1/0	0/0	0/0	0/0	
0000-00-00002	0/1	0/0	0/0	0/0	0/0	0/0	0/0	0/0	0/0	1/0	
0000-00-00002	0/1	0/0	0/0	0/0	0/0	1/0	1/0	0/1	0/0	0/0	
0000-00-00002	0/1	0/0	1/0	0/0	1/0	1/0	1/0	0/0	0/0	0/0	
0000-00-00002	0/1	0/0	1/0	0/0	1/0	1/0	1/0	0/0	0/0	0/0	
0000-00-00002	0/1	0/0	1/0	0/0	1/0	1/0	1/0	0/0	0/0	1/0	
0000-00-00002	0/1	0/0	1/0	0/0	1/0	1/0	1/0	0/0	0/0	0/0	
0000-00-00002	0/1	0/0	1/0	0/0	1/0	1/0	1/0	0/0	0/0	1/0	

Click the **underlined client number** (e.g., 0000-00-00002) to display the InForm record for specified subject. The record will open in a separate browser window. Minimize the report screen to see the InForm record.

Baseline **Trauma** Follow-Up

Trauma
Negl | DomVio | Loss | ImpCar | ExtVio

General Trauma Information (Questions 1-20)
Patient: WJC

General Trauma Information (Questions 1-20)

Please complete the following based on the client's lifetime trauma history. This information should be maintained during treatment if trauma is experienced or new trauma is revealed.

1.*	Has the child experienced Sexual maltreatment/abuse? (Actual or attempted sexual molestation, exploitation, or coercion by a caregiver)	Suspected	[Copy]
2.*	Has the child experienced Sexual assault/rape? (Actual or attempted sexual molestation, exploitation, or coercion not by caregiver and not recorded as sexual abuse)	Unknown	[Copy]
3.*	Has the child experienced Physical maltreatment/abuse? (Actual or attempted infliction of physical pain or bodily injury by a caregiver)	Suspected	[Copy]
4.*	Has the child experienced Physical assault? (Actual or attempted	No	[Copy]

[Select Action] [Do]
Return

Multiple Trauma Children

This report provides a count of clients who have experienced more than one trauma type.

The screenshot shows a web application interface with a sidebar on the left containing navigation buttons: Enroll, Patients, Monitor, and Signatures. The main content area is titled 'Multiple Traumas Children Report' and contains a table with the following data:

Center ID	Count of Children Experiencing Multiple Traumas
	<u>2</u>
	<u>418</u>
	<u>200</u>
	<u>6</u>
	<u>626</u>

Click the **underlined count** to see the Client ID for each subject who meets the specified criteria. For example, click 418 to see the Client ID's for the 418 subjects who experienced multiple traumas at this center. A list of the subjects and the trauma's they experienced will display.

The screenshot shows a detailed report titled 'Multiple Trauma Child' with a table of trauma types for individual patients. The table has the following columns: PatientID, Sexual Abuse, Sexual Assault, Physical Abuse, Physical Assault, Emotional Abuse, Neglect, Domestic Violence, War Terror in US, War Terror out US, Illness, and Force Display. The data is as follows:

PatientID	Sexual Abuse	Sexual Assault	Physical Abuse	Physical Assault	Emotional Abuse	Neglect	Domestic Violence	War Terror in US	War Terror out US	Illness	Force Display
<u>0000-00-00002</u>	0	0	1	0	0	0	1	0	0	1	
	0	0	0	0	0	0	0	0	0	0	
	0	0	0	1	1	0	0	0	0	0	
	1	0	0	0	0	1	1	0	0	0	
	1	0	0	0	0	0	1	0	0	0	
<u>3006-01-00009</u>	0	0	0	0	0	0	1	0	0	0	
# of Children with Multiple Traumas/Site :	2	0	1	1	1	1	4	0	0	1	
6											

Click the **underlined client number** (e.g., 0000-00-00002) to display the InForm record for specified subject. The record will open in a separate browser window. Minimize the report screen to see the InForm record.

Visit Scheduler

This report projects when the next follow-up visit should be for your client. The report was created to respond to requests for a report that can be generated by site, by patient or by timeframe. The report includes:

- **Client ID**
- **Actual Visit Date**
- **Visit Type**
- **Projected Follow-Up Visit Date**

The screenshot shows the 'Visit Scheduler' configuration window. At the top, there are tabs for 'Reporting and Analysis' and 'Visit Scheduler'. Below the tabs is a list of client IDs, with the first one selected as '**ALL**'. Below the list are two date range selection fields: 'Choose desired start date below:' and 'Choose desired end date below:'. Both are currently set to '**ANY**'. A dropdown menu for the end date is open, showing years from 2004 to 2015.

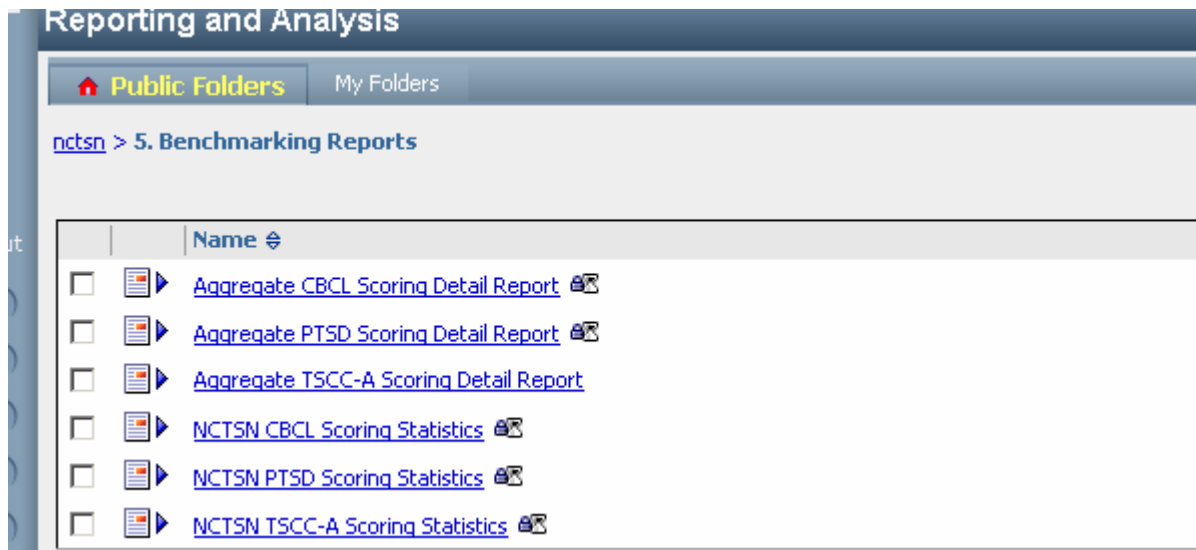
Select the applicable center and provide a date range.

The screenshot shows the 'NCTSN Core Data Set Visit Scheduler' report. The report title is 'NCTSN Core Data Set Visit Scheduler' and it is dated 'As of: Jun 25, 2009 4:48:59 AM'. The report displays a table with the following data:

Subject ID	Actual Visit Date	Visit Type	Followup Data Point Cross-Site participants only	Projected Next Followup Visit Date	Health Care Provider
00-00	February 28, 2008	Follow-up for ongoing treatment	N/A	March 28, 2008 (March 14, 2008 to April 11, 2008)	
00-00	June 11, 2008	Follow-up for ongoing treatment	N/A	March 19, 2008 (March 05, 2008 to April 02, 2008)	
00-00 2	December 12, 2007	Follow-up for ongoing treatment	N/A	January 26, 2008 (January 12, 2008 to February 09, 2008)	
00-00 2	July 30, 2008	Follow-up for ongoing treatment	N/A	April 26, 2008 (April 12, 2008 to May 10, 2008)	

5. Benchmarking Reports

The fifth suite of InForm reports is the **Benchmarking Reports**. These reports are refreshed nightly. Click on the **Benchmarking Reports Menu** to display these reports.



Aggregate Scoring Detail Reports

The report includes:

- **Client ID**
- **Visit Date**
- **Visit Type**
- **Age at Visit**
- **Gender**
- **Assessment Scores**

Aggregate PTSD Scoring Detail Report

Subject ID	Visit Date	Visit Type	Age at Visit	Gender	Overall Raw Score	Overall DSM-IV Criteria Met?	Criterion B Raw Score	Criterion B Met	Criterion C Raw Score	Criterion C Met
00-00001	Jan-7-2005	Baseline	8.09	Male	10	NO	2	NO	2	NO
00-00001	Apr-7-2005	Follow-up for ongoing treatment	8.34	Male	6	NO	3	YES	1	NO
00-00001	Feb-16-2006	Follow-up for ongoing treatment	9.2	Male	20	NO	3	YES	4	NO
00-00001	Sep-19-2006	Follow-up for ongoing treatment	9.79	Male	3	NO	1	NO	0	NO

These reports can be saved in different file formats (e.g. Excel, HTML)

Scoring Statistic Reports

The report includes:

- **Number of clients at your center and across network**
- **Breakdown of number of clinical assessments done at baseline and end of treatment for your center and across the network**
- **Clinical and borderline/sub-clinical frequencies**
- **Improvement assessment for your center and across the network**

NCTSN Data as of: 04-Jun-2009

PTSD Scoring Summary Statistics

Center:

NCTSN Centers submitting PTSD assessments:
72

	Center (Site) Summary		NCTSN Network Summary	
	Baseline *	End of Treatment	Baseline *	End of Treatment
Patient enrolled in CDS				
Number of patients	9		11,338	
Average age	10.99		10.51	
PTSD assessments done				
Number of patients	5	1	6,037	1,342
Average score	15	14	25.97	17.38
Average age	14.77	16.98	12.63	13.28
# patients in clinical range	0	0	428	133
# patients in Sub_Clinical range	0	0	615	446
% of patients with overall score improvement		0		38

Notes:

End of Treatment: Most recent Follow-Up Visit where type is not Ongoing, Re-Opening or Post-Treatment

Clinical Range: Score >= 37

Borderline Range: Score between 17 and 36

% improvement: End of Treatment Score >= 15 point decrease from baseline

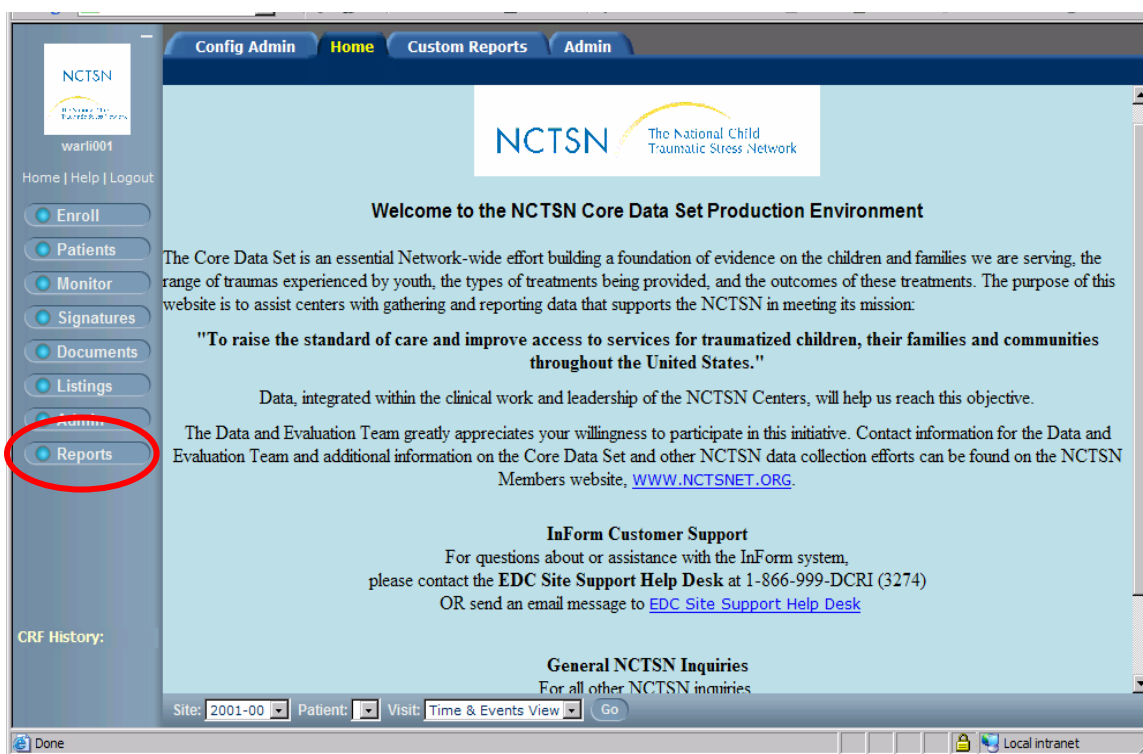
*Subscale values are only calculated for those clients with both a Baseline and End of Treatment score

These reports are automatically created as .pdf files and can be printed from InForm.

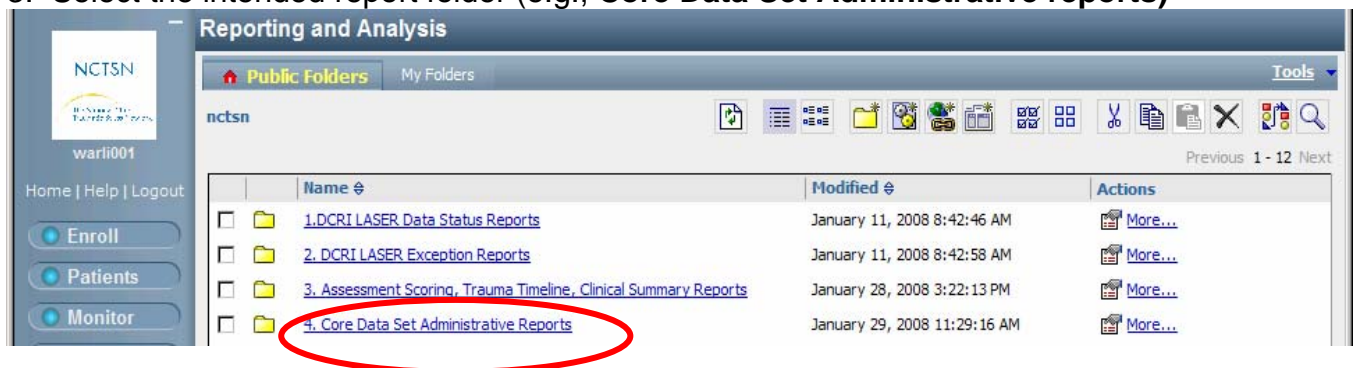
6. Step by Step Instructions

The following are the instructions to open the Health Care Provider report. Following these instructions as an example, one can follow similar steps in order to access any of the reports available in InForm. Details will change slightly between reports, but the basic steps are consistent between reports.

1. Log into InForm
2. Select **Reports** button from the left side of the screen.



3. Select the intended report folder (e.g., **Core Data Set Administrative reports**)

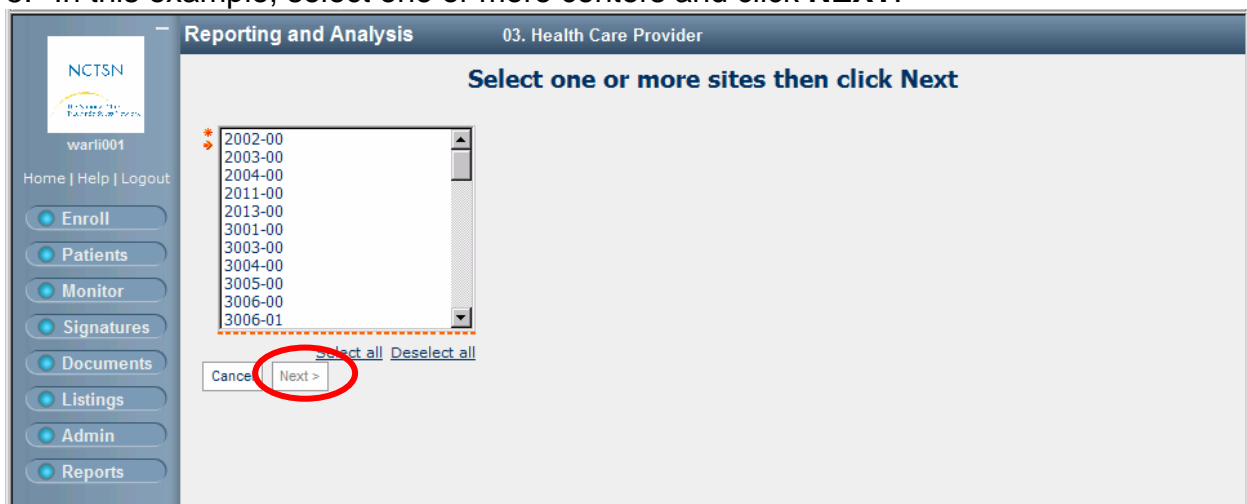


- For **Laser Reports** and **Core Data Set Administrative Reports**, place your cursor over the underlined title of the intended report (e.g., **Health Care Provider**), click the **Right** mouse button and select **Open in New Window** to open a report. For the **clinical reports (Assessment Scoring, Trauma Timeline and Clinical Summary)** use the **Left** mouse button and click the symbol under the report name.



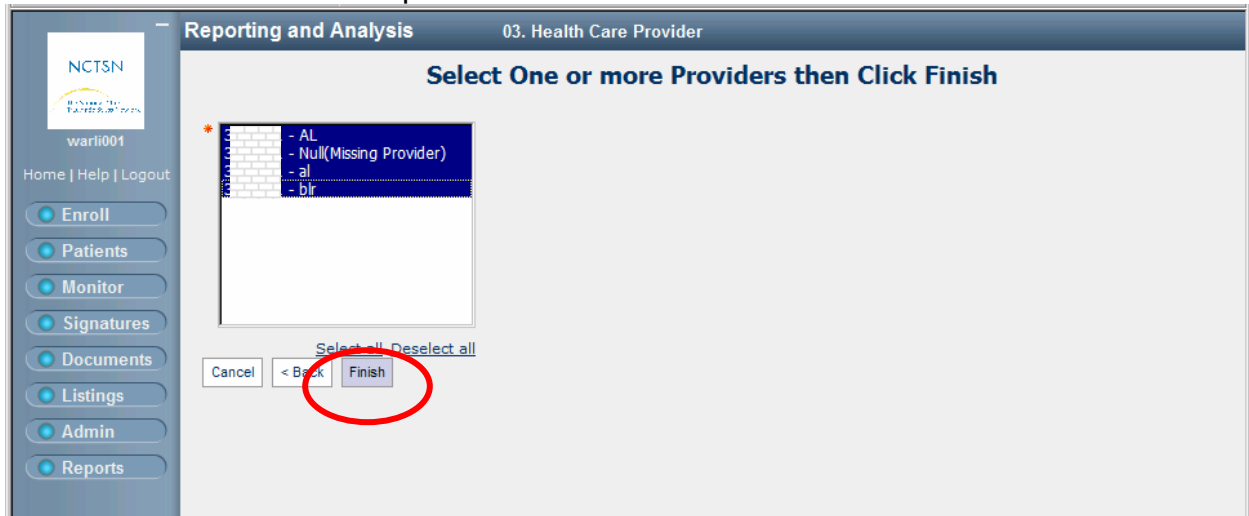
NOTE: You'll be prompted to specify parameters for each report (e.g., select a site number or enter a subject number). The parameters vary with the nature of the report. Many of the administrative reports prompt you to select a site(s) before running the report. The clinical reports prompt you to enter the client id number of the subject whose report you intend to see.

- In this example, select one or more centers and click **NEXT**.



NOTE: You may need to select from a list of many centers, but you will only see reports for the centers for which you have permission to see their InForm data.

6. For the **Health Care Provider** report, you are prompted to select one or more Health Care Providers from the list provided or click **Select All** and click **Finish**.



The reports will be generated within a minute or so depending on the number of records that meet the specified parameters.

Output from the **Health Care Provider** report is displayed below. **Patient ID** and **Center ID** have been smudged in this document to protect the identity of these clients.

Health Care Provider	Subject	Center	Visit Type	Date of visit
Null(Missing Provider)	Patient ID	Center ID	Follow-up	Jun 14, 2006 12:00:00 AM
			Follow-up	May 23, 2006 12:00:00 AM
			Follow-up	May 24, 2006 12:00:00 AM
al			Follow-up	Aug 9, 2006 12:00:00 AM
			Follow-up	Feb 20, 2007 12:00:00 AM
blr			Follow-up	Jul 1, 2006 12:00:00 AM
			Follow-up	Oct 9, 2006 12:00:00 AM
			Follow-up	Jun 29, 2006 12:00:00 AM
			Follow-up	Jul 13, 2006 12:00:00 AM
			Follow-up	Aug 9, 2006 12:00:00 AM
			Follow-up	Oct 26, 2006 12:00:00 AM
			Follow-up	Jan 25, 2007 12:00:00 AM
			Follow-up	Aug 22, 2007 12:00:00 AM
			Follow-up	Dec 12, 2007 12:00:00 AM
			Follow-up	Oct 9, 2006 12:00:00 AM

Report Results

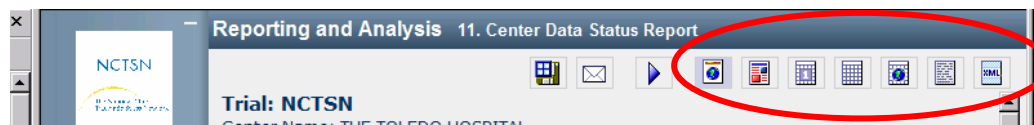
Content and presentation vary for each report. The results may display quickly or you may see a rotating cube for several minutes. The rotating cube indicates that the report is being generated. Be patient!! Some reports take a couple of minutes to display (literally!).

Printing Reports

Reports can be printed using the **Print** option under the **File menu** located in the top, left corner of your internet browser window. The printed copy of some reports is easier to read if the page is set to **Landscape** orientation rather than **Portrait**. Use the Page Setup option under the **File** menu to change page orientation from Portrait to Landscape.

Data Extract Formats

Use the icons across the top of the report screens to view or export report data in a spreadsheet, webpage/HTML, PDF, .CSV, or XML format should you wish to do so. The file format name displays when you hover your mouse over each icon.



From left to right (within the red circle): HTML, .PDF, Excel 2000 single worksheet, Excel 2000, Excel 2002, .CSV, XML.